

2021



TECHNICAL PART

**ROLF
BENZ**

Living

Sofas

○ Rolf Benz JOLA	4
○ Rolf Benz LIV	6
Rolf Benz ADDIT	10
Rolf Benz VOLO	13
Rolf Benz NUVOLA	15
Rolf Benz EGO	18
Rolf Benz CARA	24
Rolf Benz VIDA	30
Rolf Benz MERA	34
Rolf Benz AURA	36
Rolf Benz PLURA	38
Rolf Benz NOVA	40
Rolf Benz ALMA	41
Rolf Benz ONDA	43
Rolf Benz MIO	45
Rolf Benz 50	48
Rolf Benz LINEA	51
Rolf Benz 310	52
Rolf Benz 328	53
Rolf Benz 322	54
Rolf Benz 6500	55

Armchairs & Recliners

○ Rolf Benz 594	56
Rolf Benz 562	57
Rolf Benz 580	58
Rolf Benz 394, Rolf Benz 383	59
Rolf Benz 384, Rolf Benz 684	60
Rolf Benz 50	61

Coffee tables

○ Rolf Benz 8010, Rolf Benz 8030	62
○ Rolf Benz 922, Rolf Benz 931	63
○ Rolf Benz 901, Rolf Benz 902	64
Rolf Benz 915, Rolf Benz 920	65
Rolf Benz 923, Rolf Benz 925	66
Rolf Benz 926, Rolf Benz 934	67
Rolf Benz 927, Rolf Benz 932	68
Rolf Benz 933, Rolf Benz 942	69
Rolf Benz 947, Rolf Benz 948	70
Rolf Benz 958, Rolf Benz 971	71
Rolf Benz 973, Rolf Benz 985	72
Rolf Benz 987, Rolf Benz 1150	73
Rolf Benz 5021, Rolf Benz 8290	74
Rolf Benz 8330, Rolf Benz 8440	75
Rolf Benz 8480, Rolf Benz 8550	76
Rolf Benz 8710, Rolf Benz 8770	77

Rugs

Colours	78
Rolf Benz 7010 Pepita, Rolf Benz 7040 Puntino	79
Rolf Benz 7050 Cappio	80
Rolf Benz 7230 Elementi	80
Rolf Benz 7060 Ponte, Rolf Benz 7290 Otto	81
Rolf Benz 7180 Addit	82
Rolf Benz 7310 Monte, Rolf Benz 7320 Diviso	83
Rolf Benz 7330 Pari, Rolf Benz 7350 Solo	84
Rolf Benz 7360 Tela, Informations	85

Accessories

○ Rolf Benz 905 Upholstered bench	86
Rolf Benz 951 Upholstered bench	86
Rolf Benz 945 Footstool/Bench	86
Rolf Benz 950 Footstool	87
Rolf Benz 953 Footstool	87
Rolf Benz 950 Floor cushion	87
○ Rolf Benz 301 Cushion	88
Rolf Benz 950 Cushion	88
Rolf Benz Plaids	89
Rolf Benz 940 Occasional table	90
Rolf Benz 941 Tray	90
○ Rolf Benz 936 Wall mirror	90

Dining

Chairs

○ Rolf Benz 600	91
Rolf Benz 629, Rolf Benz 655	92
Rolf Benz 650	93
Rolf Benz 640	95
Rolf Benz 641	96
Rolf Benz 620	97
Rolf Benz 7800	99
Rolf Benz 651	100
Rolf Benz 652	101
Rolf Benz SINUS	102

Tables

○ Rolf Benz 900, Rolf Benz 957	103
○ Rolf Benz 909, Rolf Benz 929	104
Rolf Benz 924, Rolf Benz 965	105
Rolf Benz 969, Rolf Benz 964	106
Rolf Benz 986, Rolf Benz 988	107
Rolf Benz 8950, Rolf Benz 935	108

Sleeping

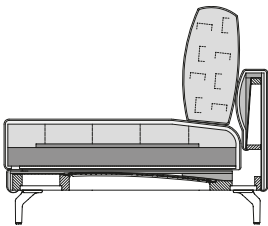
○ Rolf Benz JARA	109
Rolf Benz 50	110
Rolf Benz SONO, Rolf Benz 918	111
Rolf Benz TONDO, Rolf Benz 917	112
Rolf Benz 908, Rolf Benz 907	113
Rolf Benz 914, Rolf Benz 916	114

Worth Knowing

Rolf Benz Colour Chart	115
Information on Material	117
Worth Knowing	119
Upholstery	119
Covers	121
Blue Angel, Made in Germany	126

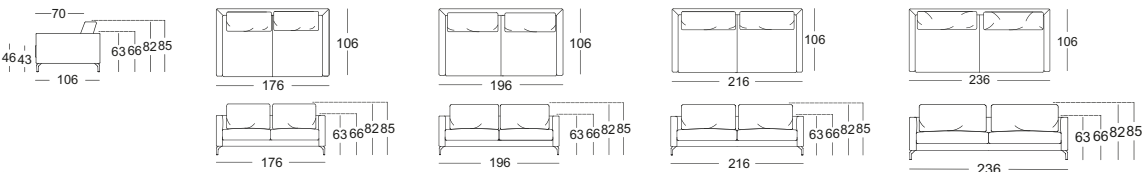
○ New	
-------	--

Rolf Benz JOLA

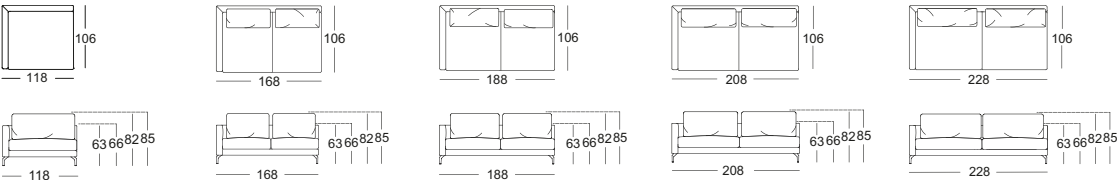


- Wooden inner frame
 - Nosag spring support
 - Seat made of polyurethane foam, covered with a down-like pad comprising compartments with a filling made of 90 % foam rods and 10 % polyester fibres
 - Cover quilted underneath with non-woven polyester
 - Back pad in polyurethane foam
 - Back cover quilted underneath with polyester nonwoven
 - Down-like backrest cushions comprising compartments with a filling made of 80 % foam rods and 20 % polyester fibres
 - Seat height options 43 cm or 46 cm
- Cast feet, metal:
 - › Aluminium, polished
 - › Smooth aluminium, powder-coated, matt:
 - RAL 9017 Traffic black
 - RAL 7022 Umbra grey
- ! Due to the way the furniture is designed, and its comfort level, some wrinkles and sitting pressure indentations are inevitable, even in top quality Rolf Benz upholstered furniture. All dimensions are approximate.

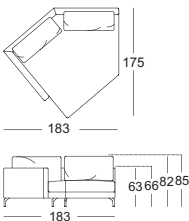
Sofa



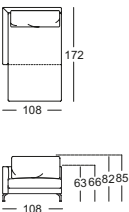
Sectional sofa*



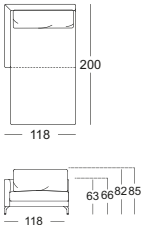
Corner modular sofa*



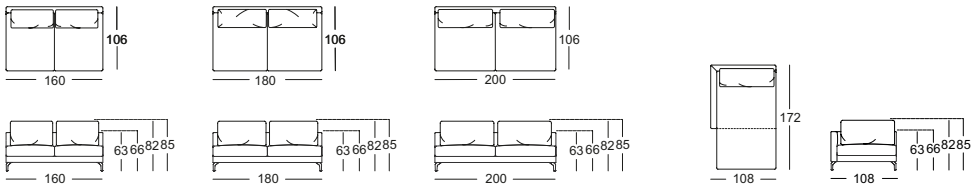
Closing chair with fixed footstool*



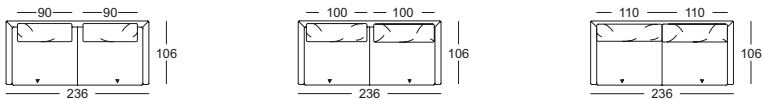
Extra deep closing chair with fixed footstool*



Sectional sofa



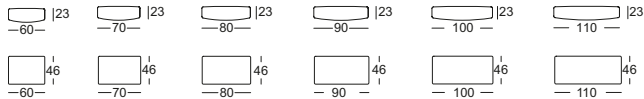
Back cushions



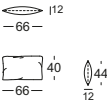
Gap between
back cushions 20 cm

Gap between
back cushions 10 cm

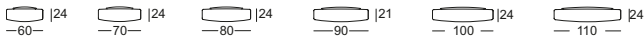
No gap between
back cushions



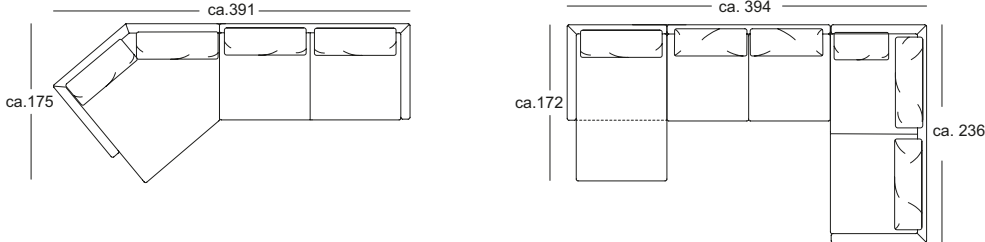
Low back cushion



Back cushions headrest



Combination examples



Made in Germany



Rolf Benz JOLA

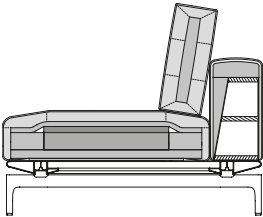
nothing but wunderbar.

**ROLF
BENZ**

You can get detailed information on
Rolf Benz JOLA at www.rolf-benz.com
or by ordering your free copy of the JOLA
catalogue with integrated miniplanner.

* These elements are only shown in the left version.
They are also available in the right version.

Rolf Benz LIV



Seat heights available

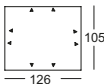
- Seat made of polyurethane foam, built up in layers and coordinated in different thicknesses and hardnesses, covered with a pad consisting of 20 % viscose foam and 80 % microfibres
 - Spring system: Glass fibre-reinforced plastic female connectors
 - Back with wooden frame inside
 - Back pad in polyurethane foam
 - Upholstery cover glued-on non-woven polyester
 - Down-like backrest cushions comprising compartments with a filling made of 100 % microfibres and a supporting core made of polyurethane
 - Seat height options 42 cm or 45 cm
 - Frame Smooth aluminium, powder-coated, matt:
 - › RAL 9017 Traffic black
 - › RAL 7022 Umbra grey
 - › Marrone metallic
- ! Due to the way the furniture is designed, and its comfort level, some wrinkles and sitting pressure indentations are inevitable, even in top quality Rolf Benz upholstered furniture. All dimensions are approximate.

Module: frame + back (shelving unit)/side section + seat cushions + back cushion = complete model

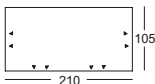
Extra deep frame



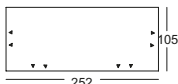
UE-RA-MET 535/84



UE-RA-MET 535/126



UE-RA-MET 535/210

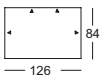


UE-RA-MET 535/252

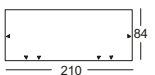
Frame



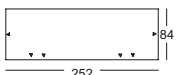
RA-MET 535/105



RA-MET 535/126



RA-MET 535/210



RA-MET 535/252



Module: frame + back (shelving unit)/side section + seat cushions + back cushions Rolf Benz LIV = complete model

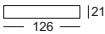
Wide back



RU-B 535/84



RU-B 535/105



RU-B 535/126

Narrow back



RU-S 535/84



RU-S 535/105



RU-S 535/126

Side element wide



RU-ST-B 535/84



RU-ST-B 535/105

Side element narrow



RU-ST-S 535/84



RU-ST-S 535/105


Shelf



REG 535/84



REG 535/105



REG 535/126

Module: frame + back (shelving unit)/side section + seat cushions + back cushions = complete model

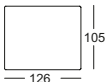
Extra deep seat cushion



UE-SIK 535 SB-84



UE-SIK 535 SB-105



UE-SIK 535 SB-126

Seat cushion



SIK 535 SB-84



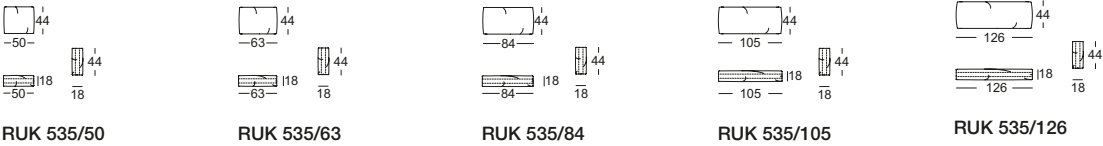
SIK 535 SB-105



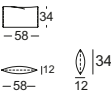
SIK 535 SB-126

Module: frame + back (shelving unit)/side section + seat cushions + back cushions = complete model

Back cushion

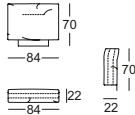


Low back cushion



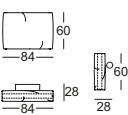
N-RUK 535/58x34

High back cushion



H-RUK 535/84

Back cushion with roll



H-RUK-RO 535/84

Upholstered roll



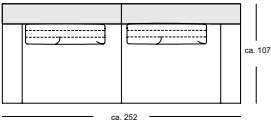
PO-RO 535/56 x Ø 10

Free planning in 3 stages

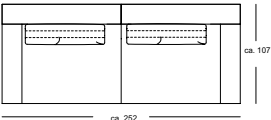
- Definition of the outer dimensions (frame)
- Definition of the back and side sections
(if back and side sections, including shelving units are present, these should be positioned first, followed by wide back and side sections and then narrow back and side sections)
- Choice of seat cushions and back cushions
(always choose back cushions one grid size smaller than the seat cushion)

Combination examples

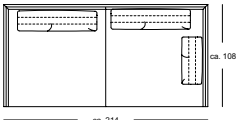
(Shelving = greyed out)



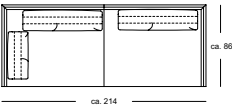
Sofa 535-3 SB-210
UE-RA-MET 535/252
RU/ST-B 535/84 le.
REG 535/126 le.
REG 535/126 ri.
RU/ST-B 535/84 ri.
SIK 535 SB-105 le.
SIK 535 SB-105 ri.
2 x RUK 84



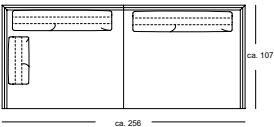
Sofa 535-4 SB-210
UE-RA-MET 535/252
RU/ST-B 535/84 le.
RU-B 535/126 le.
RU-B 535/126 ri.
RU/ST-B 535/84 ri.
SIK 535 SB-105 le.
SIK 535 SB-105 ri.
2 x RUK 84



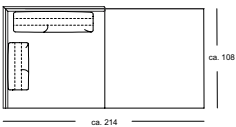
Sofa 535-5 SB-210
UE-RA-MET 535/210
RU/ST-S 535/105 le.
RU-S 535/105 le.
RU-S 535/105 ri.
RU/ST-S 535/105 ri.
UE-SIK 535 SB-105 le.
UE-SIK 535 SB-105 ri.
1 x RUK 50/2 x RUK 84



Sofa 535-6 SB-210
RA-MET 535/210
RU/ST-S 535/84 le.
RU-S 535/105 le.
RU-S 535/105 ri.
RU/ST-S 535/84 ri.
SIK 535 SB-105 le.
SIK 535 SB-105 ri.
1 x RUK 50/2 x RUK 84



Sofa 535-24 SB-252
UE-RA-MET 535/252
RU/ST-S 535/105 le.
RU-S 535/126 le.
RU-S 535/126 ri.
RU/ST-S 535/105 ri.
UE-SIK 535 SB-126 le.
UE-SIK 535 SB-126 ri.
1 x RUK 50/2 x RUK 105



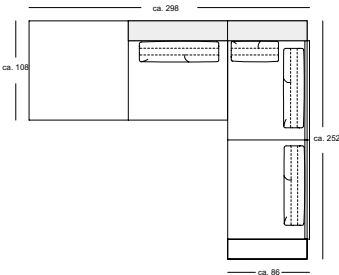
Chaise longue 535-11 le.
UE-RA-MET 535/210
RU/ST-S 535/105 le.
RU-S 535/105 le.
UE-SIK 535 SB-105 le.
UE-SIK 535 SB-105 ri.
1 x RUK 50/1 x RUK 84

Combination examples

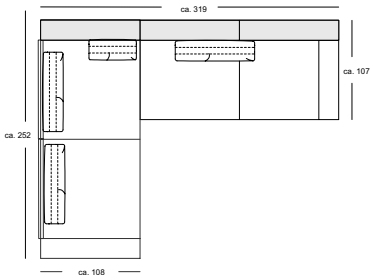
(Shelving = greyed out)



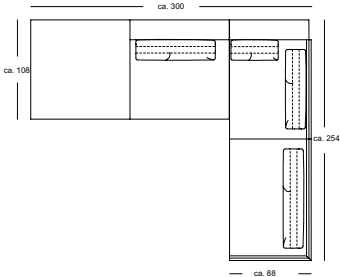
Chaise longue 535-25 le.
UE-RA-MET 535/210
RU/ST-B 535/84 le.
REG 535/105 ri.
SIK 535 SB-84 le.
UE-SIK 535 SB-105 ri.
1 x RUK 84



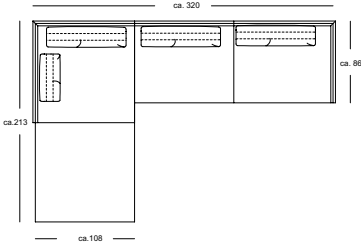
Add-on configuration 535-14 le.
UE-RA-MET 535/210
REG 535/105 ri.
UE-SIK 535 SB-105 le.
SIK 535 SB-105 ri.
Coupling plate
RA-MET 535/252
REG 535/84 le.
RU-S 535/105 le.
RU-S 535/105 ri.
RU/ST-B 535/84 ri.
SIK 535 SB-105 le.
SIK 535 SB-105 ri.
1 x RUK 50/2 x RUK 84/
1 x H-RUK 84



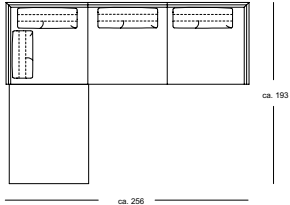
Add-on configuration 535-16 le.
UE-RA-MET 535/252
RU/ST-B 535/105 le.
RU-S 535/105 le.
RU-S 535/105 ri.
REG 535/105 ri.
UE-SIK 535 SB-105 le.
UE-SIK 535 SB-105 ri.
Coupling plate
UE-RA-MET 535/210
REG 535/105 le.
REG 535/105 ri.
RU/ST-B 535/84 ri.
SIK 535 SB-105 le.
SIK 535 SB-84 ri.
1 x RUK 50/2 x RUK 84/
1 x H-RUK 84



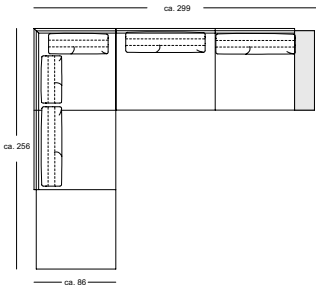
Add-on configuration 535-20 le.
UE-RA-MET 535/210
RU-B 535/105 ri.
UE-SIK 535 SB-105 le.
SIK 535 SB-105 ri.
Coupling plate
RA-MET 535/252
RU/ST-B 535/84 le.
RU-S 535/105 le.
RU-S 535/126 ri.
RU/ST-S 535/84 ri.
SIK 535 SB-105 le.
SIK 535 SB-126 ri.
1 x RUK 50/1 x RUK 84/
1 x RUK 105/1 x H-RUK 84



Add-on configuration 535-22 le.
UE-RA-MET 535/210
RU-S 535/105 ri.
RU/ST-S 535/105 ri.
UE-SIK 535 SB-105 le.
UE-SIK 535 SB-105 ri.
Coupling plate
RA-MET 535/210
RU-S 535/105 le.
RU-S 535/105 ri.
RU/ST-S 535/84 ri.
SIK 535 SB-105 le.
SIK 535 SB-105 ri.
1 x RUK 50/3 x RUK 84



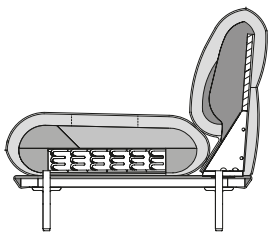
Add-on configuration 535-27 le.
UE-RA-MET 535/84
UE-SIK 535 SB-84
Coupling plate
RA-MET 535/252
RU/ST-S 535/84 le.
RU-S 535/84 le.
RU-S 535/84
RU-S 535/84 ri.
RU/ST-S 535/84 ri.
SIK 535 SB-84 le.
SIK 535 SB-84
SIK 535 SB-84 ri.
1 x RUK 50/3 x RUK 63



Add-on configuration 535-31 le.
RA-MET 535/252
RU-S 535/84
RU-S 535/84 ri.
RU/ST-S 535/84 ri.
SIK 535 SB-84 le.
SIK 535 SB-84
SIK 535 SB-84 ri.
Coupling plate
RA-MET 535/210
RU-S 535/105 le.

RU-S 535/84 ri.
REG 535/84 ri.
SIK 535 SB-105 le.
SIK 535 SB-84 ri.
1 x RUK 50/1 x RUK 63/
3 x RUK 84

Rolf Benz ADDIT

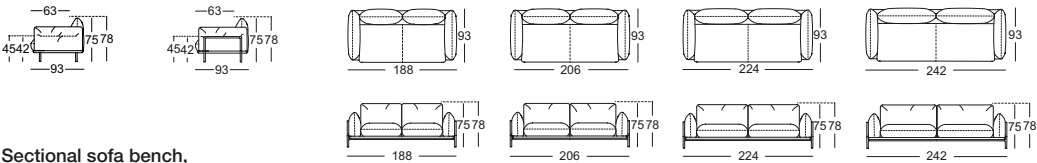


Seat heights available

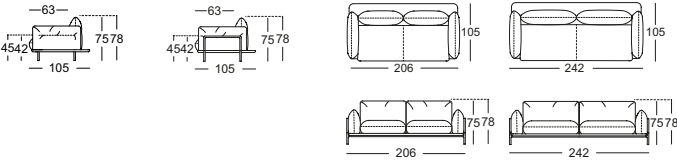
- Metal inner frame
 - Seat support in wood materials
 - Seat made of high-quality cold foam, built up in coordinated layers, covered with a mat consisting of 20 % viscose foam and 80 % microfibres and a non-woven polyester cover
 - Interactive pocket sprung core
 - Back with wooden frame inside
 - Back with padded strap spring system
 - Back made of polyurethane foam, built up in several layers and covered with a pad consisting of 100 % microfibres
 - Cast foot metal, optionally Smooth aluminium, powder-coated, matt:
 - › RAL 9017 Traffic black
 - › RAL 7047 Telegrey 4
 - › RAL 5003 Sapphire blue
 - Metal tray, optionally: Smooth steel, powder-coated, painted in matt:
 - › RAL 9017 Traffic black
 - › RAL 7047 Telegrey 4
 - › RAL 5003 Sapphire blue
 - Tray and solid wood shelving, clear varnish, optionally:
 - › Oak
 - › Oak, black pigmented
 - › American walnut
- ! Due to the way the furniture is designed, and its comfort level, some wrinkles and sitting pressure indentations are inevitable, even in top quality Rolf Benz upholstered furniture. All dimensions are approximate.



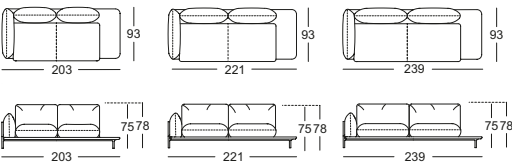
Sectional sofa bench



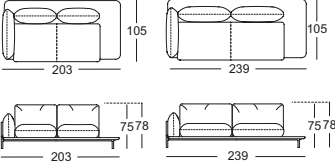
Sectional sofa bench,
frame extra deep



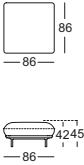
Sectional sofa bench with shelving*



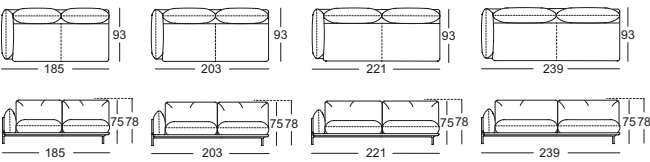
Sectional sofa bench with shelving,
frame extra deep*



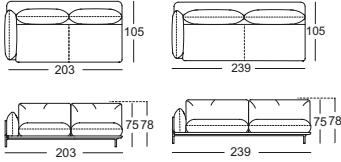
Ottoman



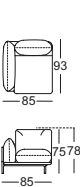
End sectional sofa*



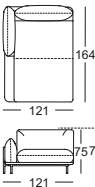
End sectional sofa, frame extra deep*



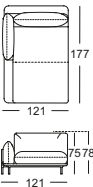
Sectional end chair*



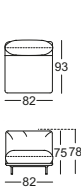
Sectional end chair with
upholstered seat*



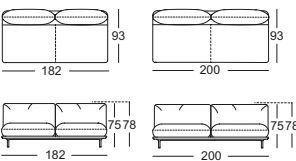
Sectional end chair
with upholstered seat,
frame extra deep*



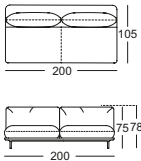
Sectional chair



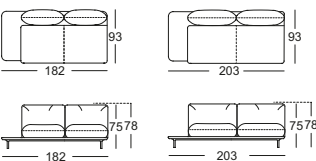
Sectional sofa



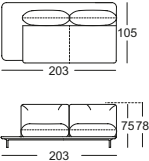
Sectional sofa,
frame extra deep



Sectional sofa with shelving*



Sectional sofa with
shelving, frame extra deep*

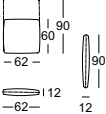


Accessories

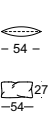
Side bracket



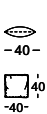
Adjustable mat



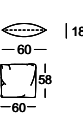
Flanged
cushion



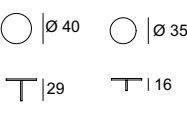
Flanged
cushion



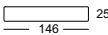
Back cushion
mat



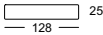
Tray



Shelf
asymmetrical

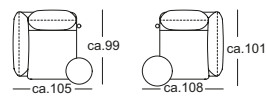


Shelf
symmetric



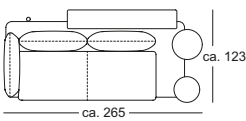
* These elements are only shown in the left version.
They are also available in the right version.

Combination examples

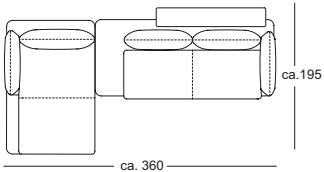


A-ASS 515/85 le.
RA-A-ASS 515/85 le.
Tray wood walnut

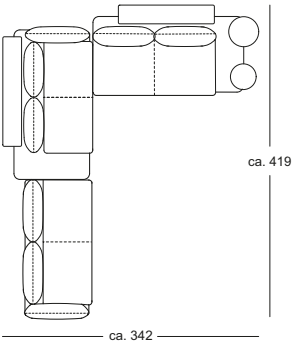
A-ASS 515/85 ri.
RA-A-ASS 515/85 ri.
Tray metal



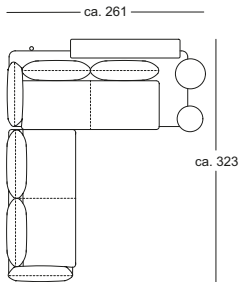
A-SOB-ABL 515/239 le.
UE-RA-A-SOB-ABL 515/239 le.
Tray wood
Tray metal
Shelf asymmetrical 146x25



A-ASS-PSZ 515/121 le.
UE-RA-A-ASS-PSZ 515/121 le.
A-SOB-ABL 515/239 ri.
UE-RA-A-SOB-ABL 515/239 ri.



A-ASO 515/185 le.
RA-A-ASO 515/185
A-SOB-ABL 515/203 ri.
UE-RA-A-SOB-ABL 515/203 ri.
Shelf asymmetrical
Sectional back ri.
ARB-ABL 515/203 ri.
UE-RA-ARB-ABL 515/203 ri.
Shelf symmetric
Tray wood
Tray metal



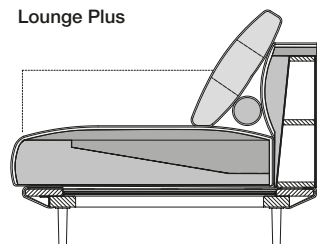
A-ASO 515/203 le.
Side bracket
A-SOB-ABL 515/239 le.
UE-RA-A-SOB-ABL 515/239 le.
Tray wood
Tray metal
Shelf asymmetrical 146x25

Rolf Benz VOLO

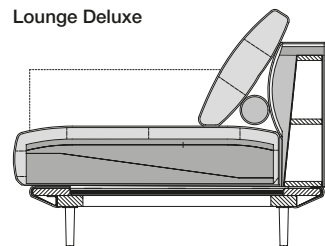


- Wooden inner frame
 - Spring system: Glass fibre-reinforced plastic female connectors
 - **Seat comfort „Lounge Plus“**
Seat made from layers of high quality cold foam with several variations in thickness and hardness available, with a polyester fleece cover
 - **Seat comfort „Lounge Deluxe“**
Seat made of high-quality cold foam, built up in coordinated layers, covered with a mat consisting of 20% viscose foam and 80% microfibres and a non-woven polyester cover
 - Back pad in polyurethane foam
 - Back cover quilted underneath with polyester nonwoven
 - Upholstery cover glued-on non-woven polyester
 - Downy back cushion, in compartments, with filling made from 100 % microfibers
 - Seat height options 41 cm or 44 cm
 - Cast foot metal, Smooth aluminium, powder-coated, matt, optionally:
 - › RAL 9017 Traffic black
 - › RAL 7022 Umbra grey
 - › Ochre-beige metallic
- ! Due to the way the furniture is designed, and its comfort level, some wrinkles and sitting pressure indentations are inevitable, even in top quality Rolf Benz upholstered furniture. All dimensions are approximate.

Lounge Plus



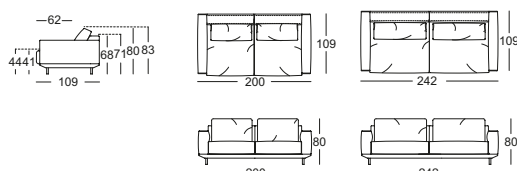
Lounge Deluxe



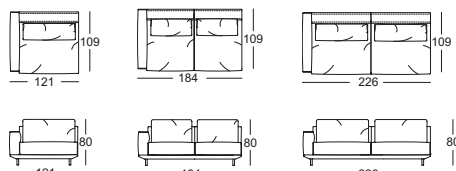
Seat heights available



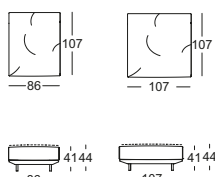
Sofa



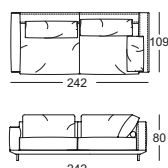
Sectional sofa*



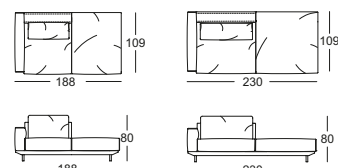
Footstool



Corner modular sofa element*

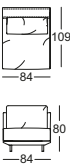


Sectional sofa with fixed footstool*

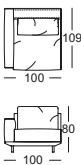


* These elements are only shown in the left version. They are also available in the right version.

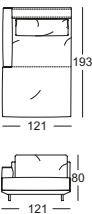
Sectional chair



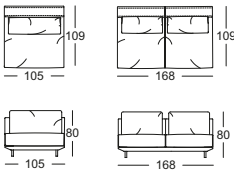
Closing chair*



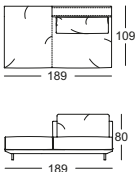
Closing chair with fixed footstool*



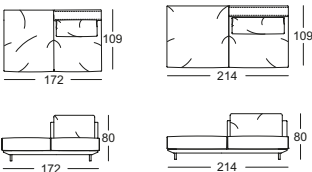
Sectional sofa



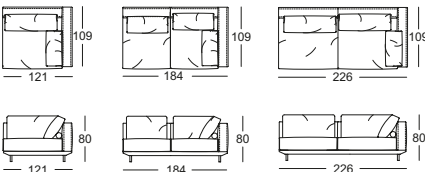
Sectional sofa with fixed footstool*



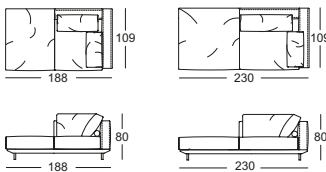
Sectional sofa with upholstered bench element*



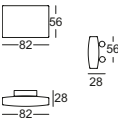
Corner sectional sofa*



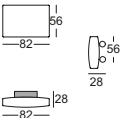
Corner sectional sofa with upholstered bench element*



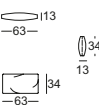
High back cushion



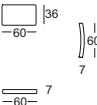
High roll



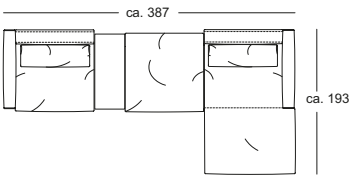
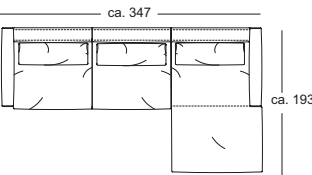
Back cushion low



Back pad

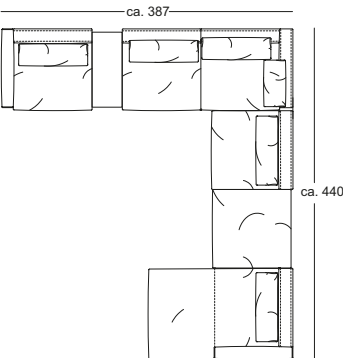


Combination examples



ASO VOLO 226 le.
RA-ASO VOLO 226 le.
K-ASS-PSZ VOLO 121 ri.
RA-ASS-PSZ VOLO 121 ri.
Kombi RUK and RUK-RO VOLO 94 3x

ASO VOLO 121 le.
RA-ASO VOLO 121 le.
Interlocking table 933**
K-PSZ VOLO 105
RA-PSZ VOLO 105
K-ASS-PSZ VOLO 121 ri.
RA-ASS-PSZ VOLO 121 ri.
Kombi RUK and RUK-RO VOLO/94 2x



ASO VOLO 121 le.
RA-ASO VOLO 121 le.
Interlocking table 933**
E-ARB VOLO 226 le.
RA-E-ARB VOLO 226 le.
ARB VOLO 530 105
RA-ARB VOLO 105
K-PSZ VOLO 105
RA-PSZ VOLO 105
K-ASS-PSZ VOLO 121 ri.
RA-ASS-PSZ VOLO 121 ri.
Kombi RUK and RUK-RO VOLO 63 1x
Kombi RUK and RUK-RO VOLO 94 5x

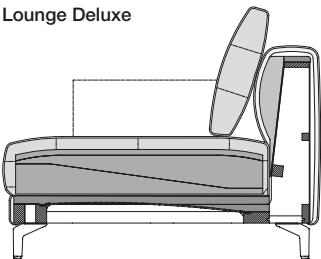
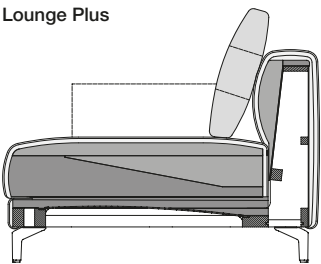
* These elements are only shown in the left version. They are also available in the right version.

** Matches to Rolf Benz VOLO: coffee table 932 and interlocking table/shelf 933 (see catalogue p. 123)

Rolf Benz NUVOLA



- Wooden inner frame
 - Sprung base with steel shafts
 - **Seatcomfort “Lounge Plus”**
Seat in high-quality cold foam, built up in coordinated layers of varying height and firmness, with a polyester nonwoven cover
 - **Seatcomfort “Lounge Deluxe”**
Seat made of high-quality cold foam, built up in coordinated layers, covered with a mat consisting of 20 % viscose foam and 80 % microfibres and a non-woven polyester cover
 - Back pad in polyurethane foam
 - Upholstery cover glued-on non-woven polyester
 - Back pad in polyurethane foam
 - Downy-soft back cushions worked into chambers with a filling of 100 % microfibres
 - Seat heights optionally
 - › 37 cm (only available
- with plastic base)
 - › 41 cm (only available with cast aluminium base)
 - › 44 cm (only available with cast aluminium base)
 - Cast foot metal, options:
 - › Aluminium, polished
 - › Smooth aluminium, powder-coated, matt:
 - RAL 9017 Traffic black
 - RAL 7022 Umbra grey
 - Plastic foot
- ! Due to the way the furniture is designed, and its comfort level, some wrinkles and sitting pressure indentations are inevitable, even in top quality Rolf Benz upholstered furniture. All dimensions are approximate.



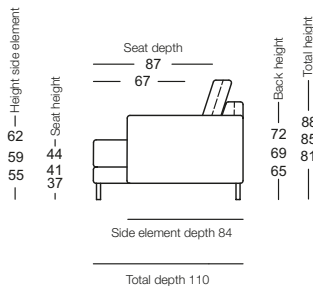
Seat heights available

3

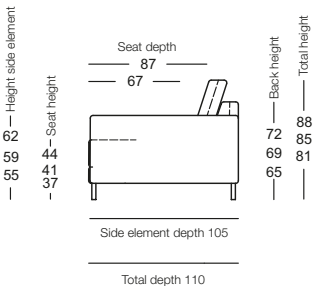
↑

↓

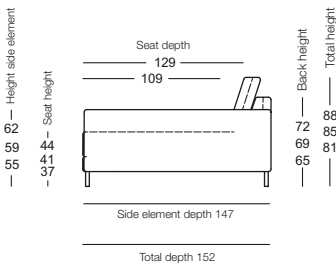
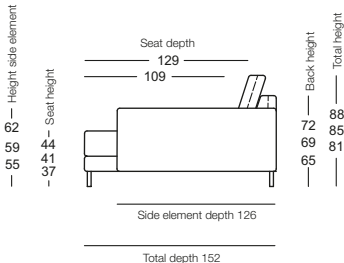
Side element short / narrow or wide


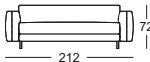


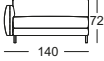
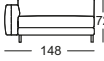
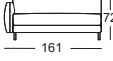
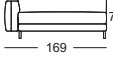
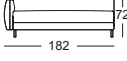
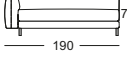
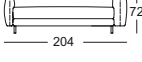
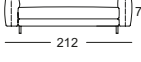
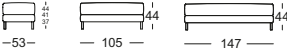
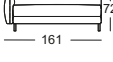
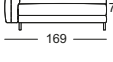


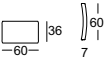



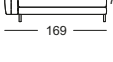
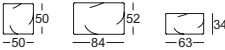
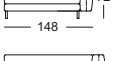
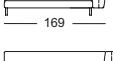

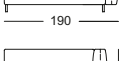
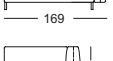






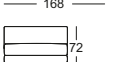




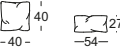


Side element long / narrow or wide



XL-Models; side element short / narrow or wide XL-Models; side element long / narrow or wide

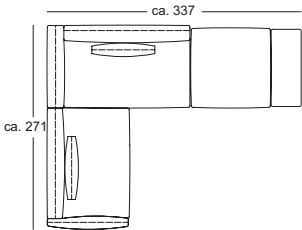


	Side element narrow	Side element wide	
K-SOB NUVOLA/SB 168			
K-ASO NUVOLA/SB 105*			
K-ASO NUVOLA/SB 126*			
K-ASO NUVOLA/SB 147*			
K-ASO NUVOLA/SB 168*			Upholstered bench element
K-E-ASO NUVOLA/SB 168*			
K-ASO-PSZ NUVOLA/SB 147*			Back pad
K-ASS-PSZ NUVOLA/SB 105*			
K-XL-ASO NUVOLA/SB 105*			Back cushion
K-XL-ASO NUVOLA/SB 147*			
K-E-ARB NUVOLA/SB 126*		—	Back cushion low
K-E-ARB NUVOLA/SB 147*		—	
K-E-ARB NUVOLA/SB 168*		—	Back cushion with rol
K-XL-E-ARB NUVOLA/SB 147*		—	
K-EPT NUVOLA/SB 105*		—	High back cushion with rol
K-ARB NUVOLA/SB 105		—	
K-ARB NUVOLA/SB 126		—	
K-ARB NUVOLA/SB 147		—	Adjustable high back cushion with rol
K-ARB NUVOLA/SB 168		—	
K-XL-ARB NUVOLA/SB 105		—	
K-UE-XL-ARB NUVOLA/SB 105		—	Upholstered cushion
K-UE-XL-ARB NUVOLA/SB 147		—	

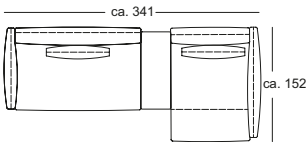


Accessories
Coffee table/shelf 987.
The coffee table can be linked as
a modular element or as an end
element. The shelf unit can be
positioned on the back.

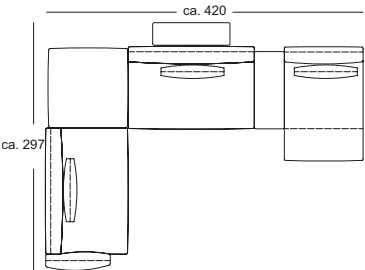
Combination examples



K-ASO NUVOLA SB 147 le.,
Side element narrow / wide
K-E-ARB NUVOLA SB 168 ri.
PB NUVOLA 105
Shelf 987
2 x RUK NUVOLA 84



K-ASO NUVOLA SB 168 le.,
Side element narrow / wide
Shelf 987
K-XL-ASO NUVOLA SB 105 ri.,
Side element narrow / wide
2 x RUK NUVOLA 84



K-ASO NUVOLA SB 168 le.,
Side element wide / short
PB NUVOLA 105
K-ARB NUVOLA SB 168
Shelf 987
K-XL-ARB NUVOLA SB 105
Shelf 987
3 x RUK NUVOLA 84

Made in Germany



Rolf Benz NUVOLA

nothing but wunderbar.

**ROLF
BENZ**

You can get detailed information on
Rolf Benz NUVOLA at www.rolf-benz.com
or by ordering your free copy of the NUVOLA
catalogue with integrated miniplanner.

Rolf Benz EGO

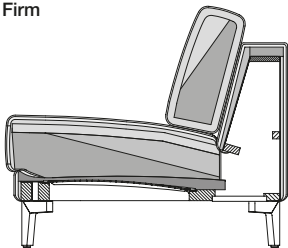


EGO Typ G

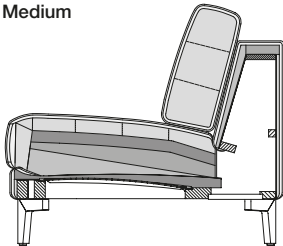


EGO Typ F

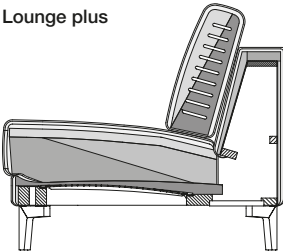
Firm



Medium



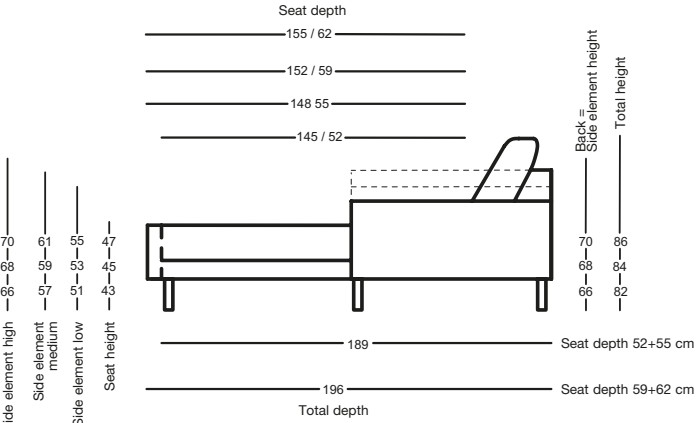
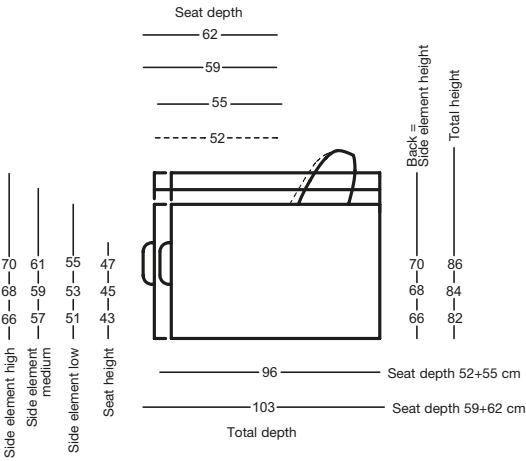
Lounge plus






- Wooden inner frame
- No-sag spring support (upholstered seat and upholstered bench without spring support). Exceptions are the EPT and PB models and the PSZ, where high-quality polyurethane foams are used for constructive reasons
- Seat pad in polyurethane foam
- Back pad in polyurethane foam
- Body cover quilted underneath with non-woven polyester
- **Seat comfort firm:**
 - › Seat made of high-quality cold foam, built up in layers and coordinated in different thicknesses and hardnesses with a polyester fleece covering.
 - › Seat cover quilted underneath with non-woven polyester
 - › Backrest cushions: Backrest cushions made of polyurethane foam covered with a fleece/foam composite pad.
- **Seat comfort medium:**
 - › Seat made of polyurethane foam, built up in layers to achieve a balance of different heights and firmnesses. Covered with a mat to achieve a down-like effect, which has chambers worked into it and is filled with foam rods and polyester fibres
 - › Seat cover quilted underneath with non-woven polyester
- **Seat comfort lounge plus:**
 - › Seat made of high-quality cold foam, built up in layers and coordinated in different thicknesses and hardnesses with a polyester fleece covering.
 - › Seat cover quilted underneath with non-woven polyester
 - › Backrest cushions: Backrest cushions made of polyurethane foam covered with a fleece/foam composite pad.
- Coupling for modular sofa elements with suspension fitting
- Legs in metal or wood in different finishes

! Due to the way the furniture is designed, and its comfort level, some wrinkles and sitting pressure indentations are inevitable, even in top quality Rolf Benz upholstered furniture. All dimensions are approximate.

ASS-PSZ:



The specified seat height dimensions are measured at the front edge of the seat upholstery. The measurements are approximate. Upholstery dimensions may vary depending on the different elasticities of the cover fabrics, different upholstery structures and usage behaviour.



Leg variants

The choice of leg has a major effect on how your Rolf Benz EGO sofa looks. We offer a large choice of stylish leg elements in many different designs. In wood or metal, as a brace leg or skid – all our feet are perfectly matched to the various side elements.

- 1 Side element to floor, with glides*
- 2 Side section to floor, with metal finisher strip in polished chrome or black*
- 3 Metal polished or black
- 4 Wood foot (solid oak varnish or solid American walnut varnish)
- 5 Black runner Narrow side section
- 6 Black runner Wide side section
- 7 Skid metal silver or polished chrome (narrow side element)
- 8 Skid metal silver or polished chrome* (wide side element)
- 9 Metal brace silver or polished chrome
- 10 Wooden brace (solid oak varnish or solid American walnut varnish)
- 11 Metal brace black

* Not with end chairs with upholstered seat.



1




2




3



4



5



6



7



8

Accessories

The Rolf Benz EGO sofa collection is rounded off with armchairs, club chairs, functional recliner, ottomans and ottoman stools as well as an adjustable headrest. The side piece cushions in various sizes offer even more individuality and comfort, along with light, loose upholstered cushions and pull-out leg support.

1 Armchair. Seat width: 63 cm, total width: with narrow side elements: 83 cm, with wide side elements: 99 cm, Seat depth: 52, 55, 59 or 62 cm, leg design by choice **2** Club chair. Seat width: 54 or 58 cm

3 Upholstered stool. Dimensions: 59 x 59 cm, leg design by choice

4 Upholstered ottoman. Dimensions: 101 x 59 cm, leg design by choice

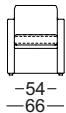




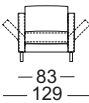
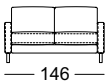
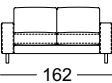
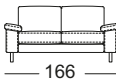
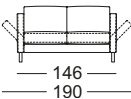
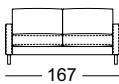
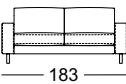
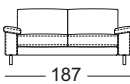
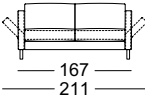
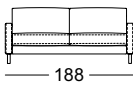
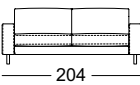
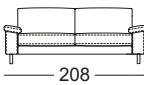
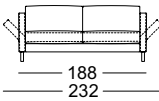
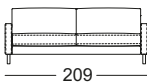
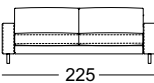
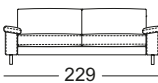
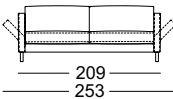
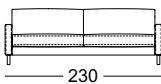
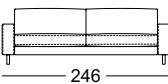
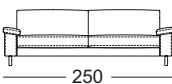
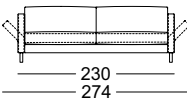



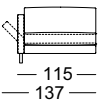

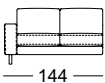
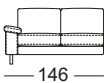
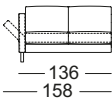
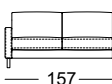
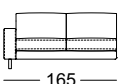
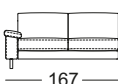
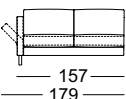
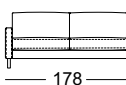
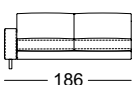
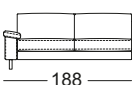
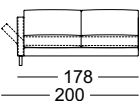
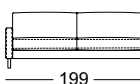
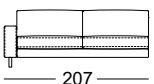
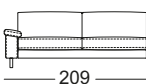
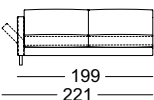
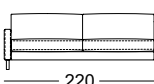
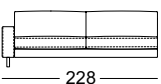
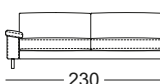
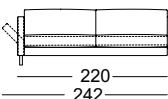

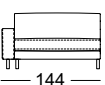
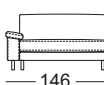
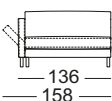



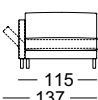
5 Leg support, pull-out. Dimensions: 48 x 48 cm

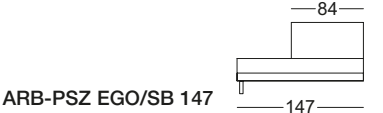
6 Side cushion. Dimensions: 43 x 39, 50 x 43 or 50 x 50 cm

7 Upholstered cushion. Dimensions: 40 x 40 or 54 x 27 cm

8 Adjustable headrests*.

Headrest 63 x 18 cm, Headrest high 63 x 24 cm

CL-SE EGO/LSE 571				
	Side element narrow	Side element wide	Side section with cushion	Adjustable side element
SE EGO				
SOB EGO/SB 126				
SOB EGO/SB 147				
SOB EGO/SB 168				
SOB EGO/SB 189				
SOB EGO/SB 210				
ASO EGO/SB 105				
ASO EGO/SB 126				
ASO EGO/SB 147				
ASO EGO/SB 168				
ASO EGO/SB 189				
ASO EGO/SB 210				
ASO-PSZ EGO/SB 126				
ASS-PSZ EGO/SB 105				




ARB-PSZ EGO/SB 147




ARB-PSZ EGO/SB 168



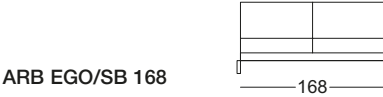
ARB EGO/SB 105




ARB EGO/SB 126



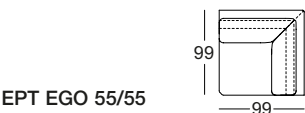
ARB EGO/SB 147




ARB EGO/SB 168



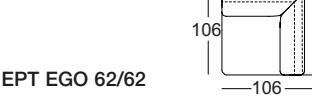
EPT EGO 52/52



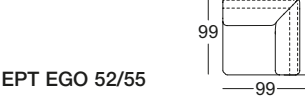
EPT EGO 55/55



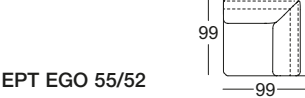
EPT EGO 59/59




EPT EGO 62/62



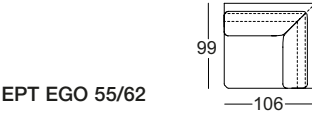
EPT EGO 52/55



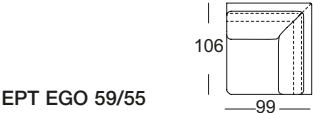
EPT EGO 55/52




EPT EGO 55/59



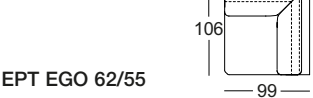
EPT EGO 55/62




EPT EGO 59/55



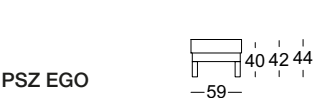
EPT EGO 59/62



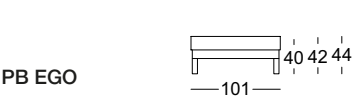
EPT EGO 62/55



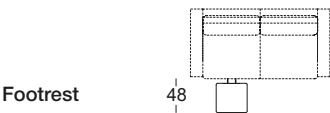
EPT EGO 62/59



PSZ EGO



PB EGO



Footrest



KS EGO



KS-H EGO



KI EGO
43x39



KI EGO
50x43



KI EGO
50x50



POK EGO
40x40

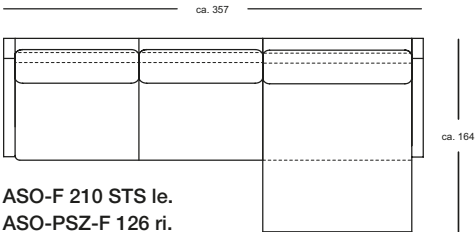
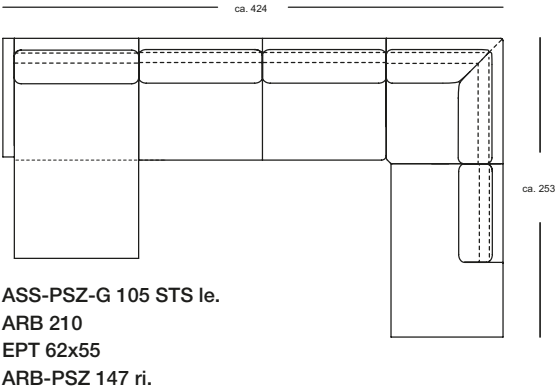
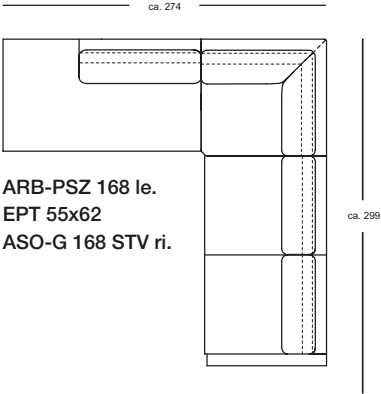
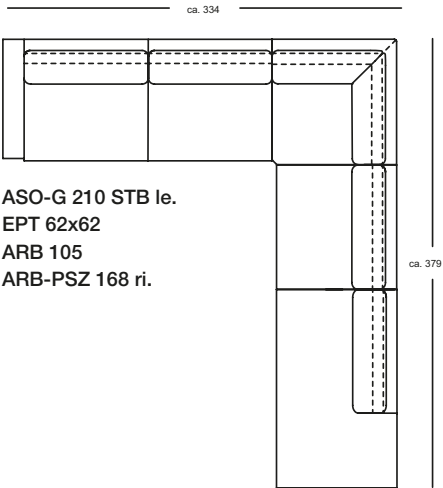


POK-L EGO



RUK-MA EGO

Combination examples



Rolf Benz EGO Design: Edgar Reuter Made in Germany

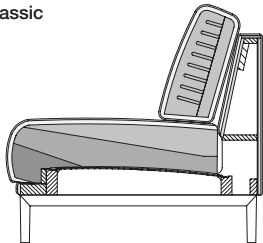
**ROLF
BENZ**

You can get detailed information on Rolf Benz EGO at www.rolf-benz.com or by ordering your free copy of the EGO catalogue with integrated miniplanner.

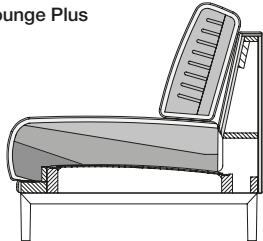
Rolf Benz CARA



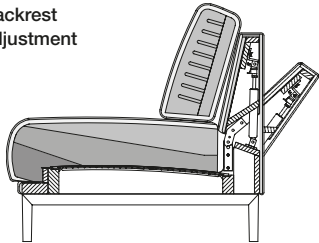
Classic



Lounge Plus



Backrest adjustment

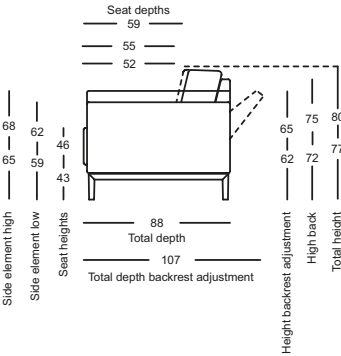


Seat heights available

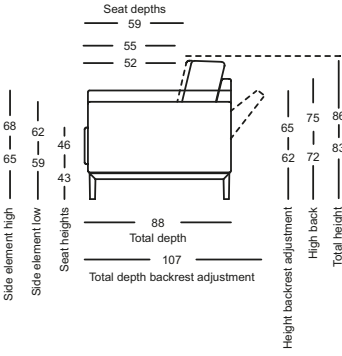
- Wooden inner frame
 - Nosag spring support
 - Seat in high-quality cold foam, built up in coordinated layers varying in height and firmness, with a polyester nonwoven cover
 - Back pad made from polyurethane foam
 - Back cover quilted with polyester fleece
 - Options: The back can be steplessly adjusted down to the relax position
 - Backrest cushions made of polyurethane foam covered with a fleece/foam composite pad
 - Choice of two seat heights: 43 cm or 46 cm
 - Circular tubular base metal
 - › Smooth steel matt chrome
 - Metal brace, options:
 - › Steel, fine structure, powder-coated, matt RAL 9017 traffic black
 - › Steel, fine structure, powder-coated, matt RAL 7022 umbra grey
 - › Steel high-gloss chrome
 - Wood brace, colorless painted, options:
 - › Oak
 - › Oak black pigmented
 - › American walnut
 - Metal skid, options:
 - › Steel, fine structure, powder-coated, matt RAL 9017 traffic black
 - › Steel, fine structure, powder-coated, matt RAL 7022 umbra grey
 - › Steel high-gloss chrome
 - Side sections to floor have plastic glides
- ! Due to the way the furniture is designed, and its comfort level, some wrinkles and sitting pressure indentations are inevitable, even in top quality Rolf Benz upholstered furniture. All dimensions are approximate.



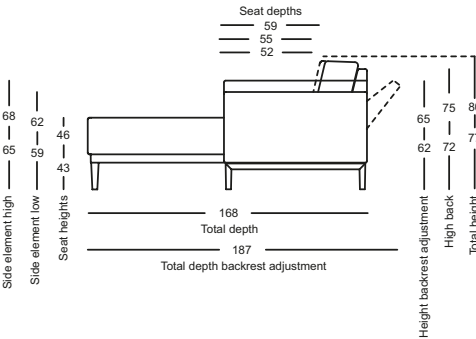
Low back cushion:




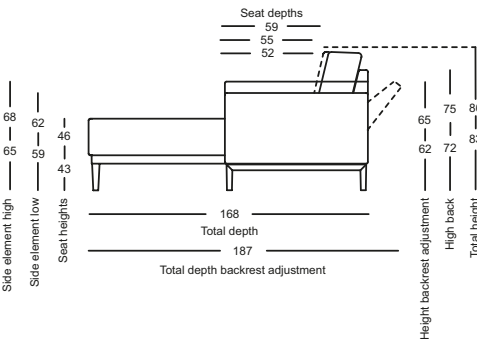
High back cushion:



H-ASS-PSZ-CARA
low back cushion:



H-ASS-PSZ-CARA
high back cushion:



The Leg Variants

Different foot designs ensure that Rolf Benz CARA looks fantastic no matter what type of surface it rests on. Choose the version that fits in best with your personal living space.

- 1 Metal runner***: finely structured steel in powder-coated matt RAL 9017 traffic black or finely structured steel in powder-coated matt RAL 7022 umbra grey or polished chrome-plated steel
- 2 Metal arch**: finely structured steel in powder-coated matt RAL 9017 traffic black or finely structured steel in powder-coated matt RAL 7022 umbra grey or polished chrome-plated steel
- 3 Wooden arch**: varnished natural solid oak arch or varnished natural solid American walnut arch
- 4 Metal round tube leg**: matt chrome steel
- 5 Side section down to the floor**: plastic sliders

On the models H-EPT, H-E-ASO, H-ASO and H-E-ARB, a single foot is mounted under the corner back.


*For shape reasons, with the H-ASS-PSZ, an arch is always fitted at the front under the PSZ.



Accessories




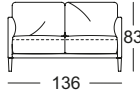
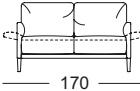
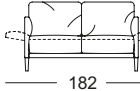
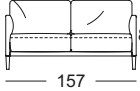
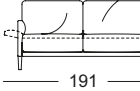
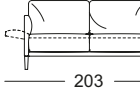
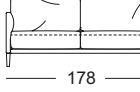
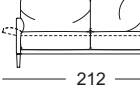
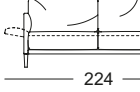
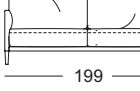
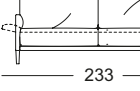
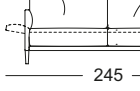
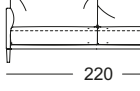
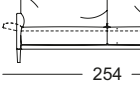
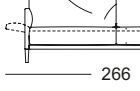



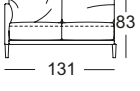
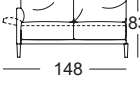
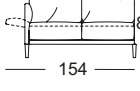
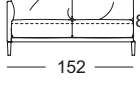
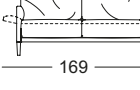
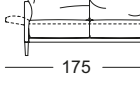
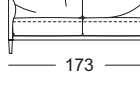
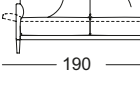
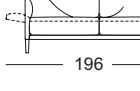
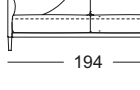
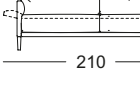

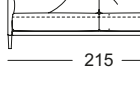

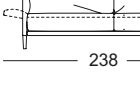
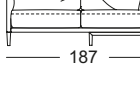
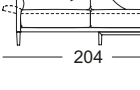
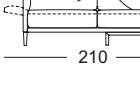
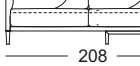
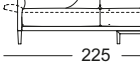
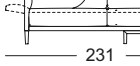
Rolf Benz CARA is rounded off by an armchair, ottoman, footstool, a mobile headrest, side section cushions and upholstered cushions.

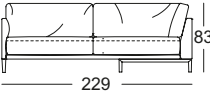
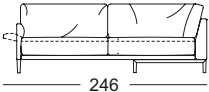
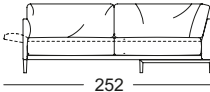

















1 Armchair. Seat width: 63 cm, total width: with side section low or high: 73 cm, with adjustably side section low: 107 cm, with adjustably side section high: 119 cm leg variant: optional **2** Ottoman. Measurements: 94 x 46 cm, leg variant: optional **3** Footstool. Measurements: 63 x 46 cm, leg variant: optional **4** Headrest (adjustable). Headrest dimensions: 54 x 73 cm, high headrest dimensions: 54 x 79 cm **5** Side section cushions. Measurements: 54 x 32 cm **6** Upholstered cushion. Measurements: 40 x 40 cm or 54 x 27 cm



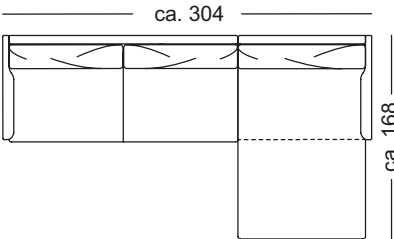
Additional Function

1 Stepless adjustable armrest
2 Stepless adjustable backrest
3 Integrated Headrest
4 Footrest

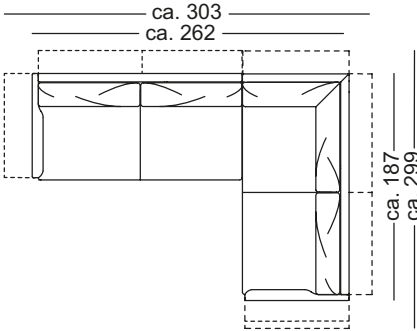
	Side element low or high	Adjustable side element low	Adjustable side element high
H-SE CARA/SB 63			
H-SOB CARA/SB 126			
H-SOB CARA/SB 147			
H-SOB CARA/SB 168			
H-SOB CARA/SB 189			
H-SOB CARA/SB 210			
H-ASS CARA/SB 105			
H-ASO CARA/SB 126			
H-ASO CARA/SB 147			
H-ASO CARA/SB 168			
H-ASO CARA/SB 189			
H-ASO CARA/SB 210			
H-E-ASO CARA/SB 168			
H-E-ASO CARA/SB 189			

	Side element low or high	Adjustable side element low	Adjustable side element high
H-E-ASO CARA/SB 210			
H-ASS-PSZ CARA/SB 84			
H-ASS-PSZ CARA/SB 105			
H-ASE CARA/SB 84		-	-
H-ASE CARA/SB 105		-	-
H-ARB CARA/SB 126		-	-
H-ARB-PSZ-SRV CARA/SB 137		-	-
H-ARB-PSZ CARA/SB 168		-	-
H-E-ARB CARA/SB 168		-	-
H-E-ARB CARA/SB 189		-	-
H-E-ARB CARA/SB 210		-	-
H-EPT CARA/SB 73		-	-
HCK CARA		-	-
PB CARA		-	-

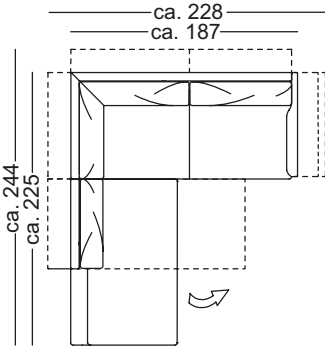
Combination examples



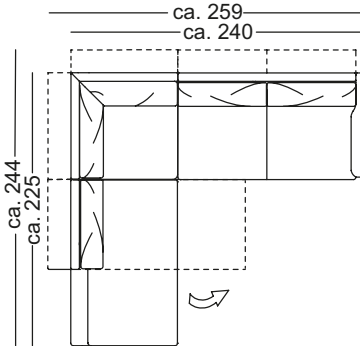
H-ASO 009 CARA SB 189 le.
H-ASS-PSZ 009 CARA SB 105 ri.



H-ASO/RV 009 CARA SB 168 le.
H-E-ASO/RV 009 CARA SB 168 ri.



H-ARB-PSZ/SRV 009 CARA 137 le.
H-E-ASO/RV 009 CARA 168 ri.



H-ARB-PSZ/SRV 009 CARA 137 le.
H-EPT 009 CARA SB 73
H-ASO/RV 009 SB 147 ri.

Made in Germany

CARA

CTER

Rolf Benz CARA nothing but wunderbar.

**ROLF
BENZ**

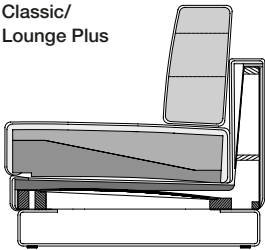
You can get detailed information on Rolf Benz CARA at www.rolf-benz.com or by ordering your free copy of the CARA catalogue with integrated miniplanner.

* These elements are only shown in the left version. They are also available in the right version.

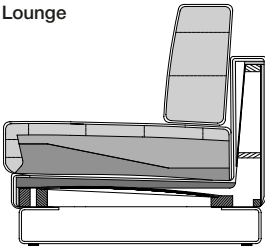
Rolf Benz VIDA



Classic/
Lounge Plus



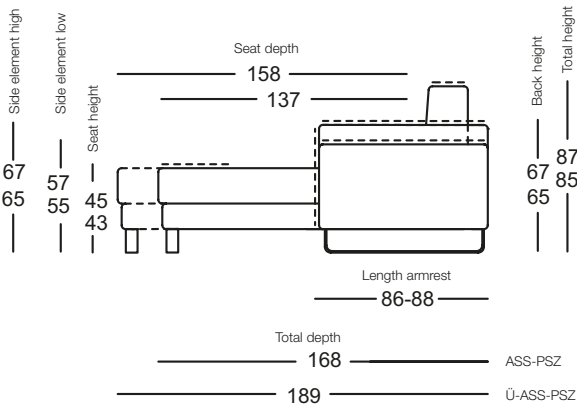
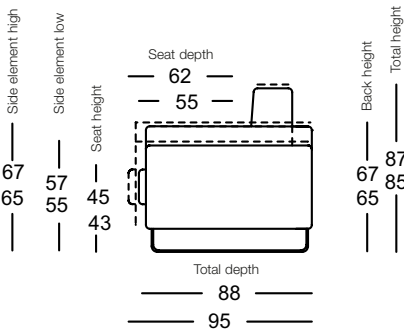
Lounge

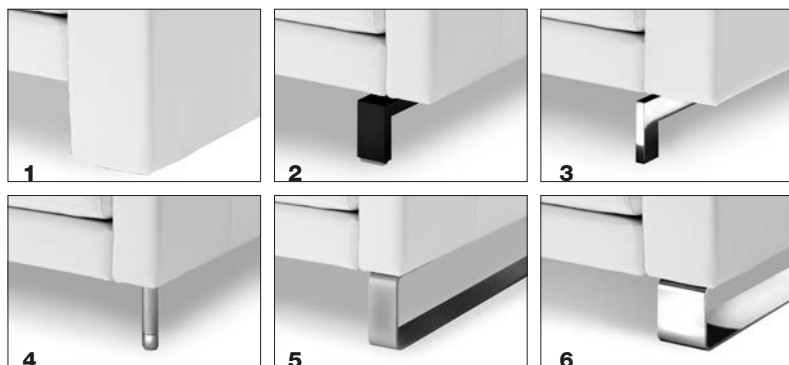


- Wooden inner frame
 - Sprung base with steel shafts
 - **Seatcomfort “Classic”**
Seat made from polyurethane foam, constructed in layers of different thicknesses and firmnesses, matched to one another, and covered with polyester fleece
 - **Seatcomfort “Lounge”**
Seat made from polyurethane foam, constructed in layers of different thicknesses and firmnesses, matched to one another, and covered with a downy-soft pad, featuring ticking chambers with a filling of foam rods and polyester fibres
 - **Seatcomfort “Lounge Plus”**
Seat of cold foam, constructed in layers, built up in varying height and hardness, with a polyester nonwoven outer cover
 - Downy-soft back cushions, featuring ticking chambers with a filling of foam rods and polyester fibres
 - Various choises of legs, made from metal or wood
- ! Due to the way the furniture is designed, and its comfort level, some wrinkles and sitting pressure indentations are inevitable, even in top quality Rolf Benz upholstered furniture. All dimensions are approximate.

SOB/ASO/E-ASO

Ü-ASS-PSZ/ASS-PSZ






The Legs

Stylish legs in various designs and finishes complete the look of your VIDA sofa. Whether they are made of wood or metal, whether in the form of a brace or a skid, the legs are perfectly coordinated with the various armrests and can be chosen to suit your taste.





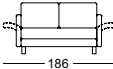
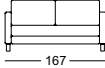

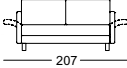
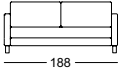
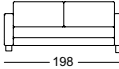
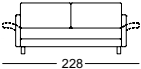
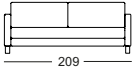
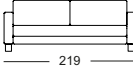


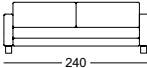
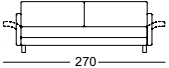



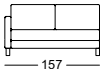
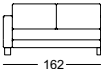
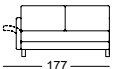
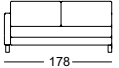
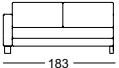
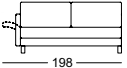
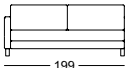
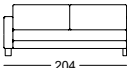
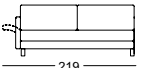
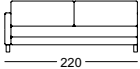
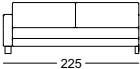
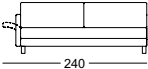
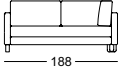
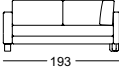

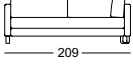
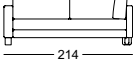
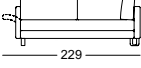
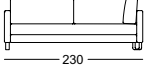
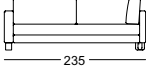
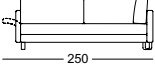






1 Side element to floor **2** Brace in solid oak natural painted, solid oak black pigmented or solid American walnut natural painted **3** Brace in smooth steel wet painted silver metallic or in steel high-gloss chrome **4** Circular tubular base in smooth steel wet painted silver metallic **5** Narrow runner in smooth steel wet painted silver metallic or in steel high-gloss chrome **6** Wide runner in smooth steel, wet painted, silver metallic or in steel high-gloss chrome



Accessories

The VIDA Sofa Collection is complemented by armchair, footstool, an ottoman and an adjustable headrest. Add side cushions in various sizes and light, loose cushions for even more individuality and comfort.

1 Armchair: Total width with narrow side elements: 78 cm Seat depth: 55 cm **2** Footstool: Dimensions: 60 x 60 x 42 cm. Leg design by choice **3** Ottoman: Dimensions: 102 x 60 x 42 cm. Leg design by choice **4** Adjustable headrest. Dimensions: 63 x 23 cm **5** Side cushion. Dimensions: 55 x 35 cm **6** Upholstered cushion. Dimensions: 40 x 40 cm or 54 x 27 cm **7** Legrest, pull-out: 47 x 50 cm, see page 22

	Side element narrow	Side element wide	Adjustable side element
SE VIDA		—	
SOB VIDA/SB 126*			
SOB VIDA/SB 147			
SOB VIDA/SB 168			
SOB VIDA/SB 189			
SOB VIDA/SB 210			
ASO VIDA/SB 126*			
ASO VIDA/SB 147*			
ASO VIDA/SB 168*			
ASO VIDA/SB 189*			
ASO VIDA/SB 210*			
E-ASO VIDA/SB 168*			
E-ASO VIDA/SB 189*			
E-ASO VIDA/SB 210*			
ASS-PSZ VIDA/SB 84*			
Ü-ASS-PSZ VIDA/SB 105*			

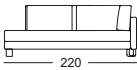
ARB VIDA/SB 126



ARB VIDA/SB 147



E-ARB-PSZ VIDA/SB 210



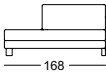
E-ARB-PSZ VIDA/SB 231



ARB-PSZ VIDA/SB 147*



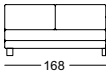
ARB-PSZ VIDA/SB 168*



A-ARB VIDA/SB 147*



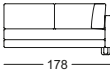
A-ARB VIDA/SB 168*



E-ARB VIDA/SB 147*



E-ARB VIDA/SB 168*



REC VIDA*



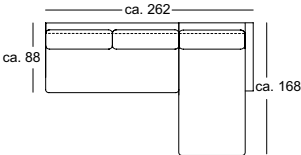
HCK VIDA



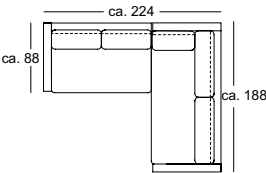
PB VIDA



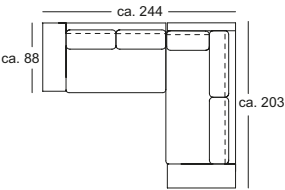
Combination examples



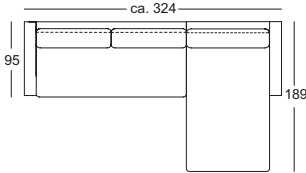
A-ARB SB 168/55 le.
ASS-PSZ 84 ri.



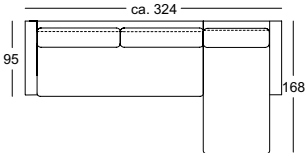
ASO SB 126/55 le.
E-ASO SB 168/55 ri.



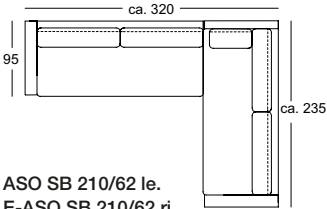
ASO SB 126/55 le.
E-ASO SB 168/55 ri.



ASO SB 189/62 le.
Ü-ASS-PSZ 105 ri.



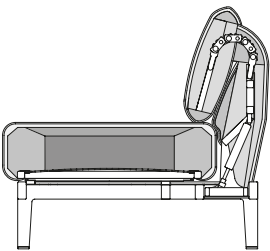
ASO SB 210/62 le.
ASS-PSZ 84 ri.



ASO SB 210/62 le.
E-ASO SB 210/62 ri.

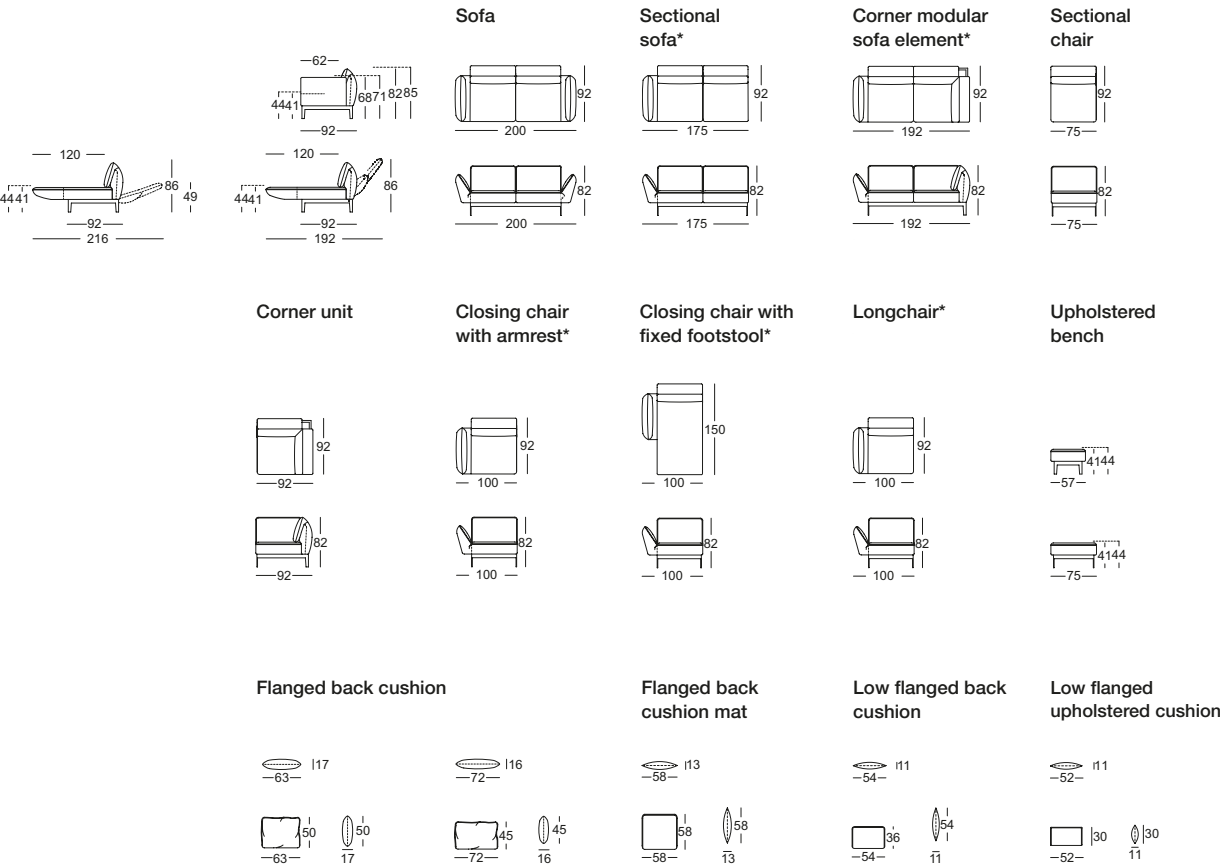
* These elements are only shown in the left version.
They are also available in the right version.

Rolf Benz MERA

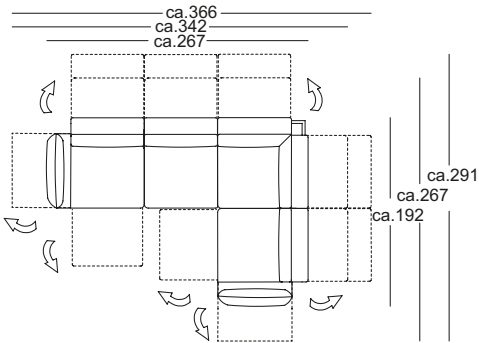


Seat heights available

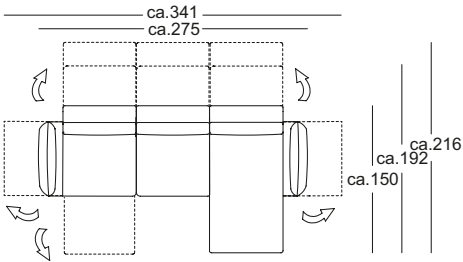
- Seat with metal inner frame and integrated rotary function
 - Nosag spring support
 - Seat made from polyurethane foam, constructed in layers of different thicknesses and firmnesses, matched to one another, and covered with polyester fleece
 - Backrest with metal inner frame and integrated adjustment function
 - Back in polyurethane foam, built up in coordinated layers, varying in height, and firmness
 - Cover quilted underneath with non-woven polyester
 - Frame metal optionally:
 - › Fine-grain steel, powdercoated, matt :
 - Silver
 - RAL 9017 Traffic black
 - RAL 7022 Umbra grey
 - › Steel high-gloss chrome
 - Seat height options 41 cm or 44 cm
- ! Due to the way the furniture is designed, and its comfort level, some wrinkles and sitting pressure indentations are inevitable, even in top quality Rolf Benz upholstered furniture. All dimensions are approximate.



Combination examples



L-ASO-ES 386/175 le.
L-E-ASO-ES 386/192 ri.



L-ASO-ES 386/175 le.
ASS-PSZ 386/100 ri.



Function



Made in Germany

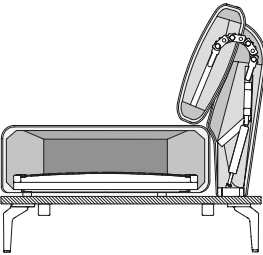
Rolf Benz MERA Design Beck Design nothing but wunderbar.

**ROLF
BENZ**

You can get detailed information on Rolf Benz MERA at www.rolf-benz.com or by ordering your free copy of the MERA catalogue with integrated miniplanner.

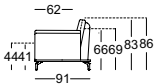
* These elements are only shown in the left version. They are also available in the right version.

Rolf Benz AURA

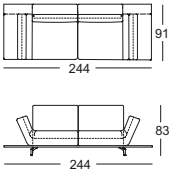


Seat heights available

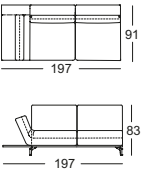
- Seat with metal inner frame and integrated rotary function
 - Nosag spring support
 - Seat made from polyurethane foam, constructed in layers of different thicknesses and firmnesses, matched to one another, and covered with polyester fleece
 - Backrest with metal inner frame and integrated adjustment function
 - Back in polyurethane foam, built up in coordinated layers, varying in height, and firmness
 - Cover quilted underneath with non-woven polyester
 - Cast foot metal, optionally
 - › Aluminium, polished
 - › Smooth aluminium, powder-coated, matt :
 - RAL 9017 Traffic black
 - RAL 7022 Umbra grey
 - Shelves MDF veneered, clear varnish optionally:
 - › Oak
 - › Oak, black pigmented
 - › American walnut
 - › Real stone veneer slate
 - › Leather covered
 - Seat height options 41 cm or 44 cm
- ! Due to the way the furniture is designed, and its comfort level, some wrinkles and sitting pressure indentations are inevitable, even in top quality Rolf Benz upholstered furniture. All dimensions are approximate.



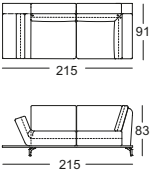
Sofa



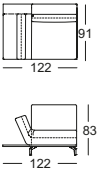
Sectional sofa*



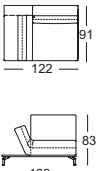
Corner modular sofa element*



Closing chair with armrest*



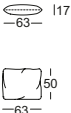
Longchair*



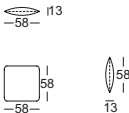
Low back cushion



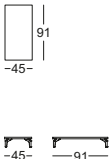
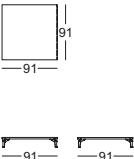
Back cushion



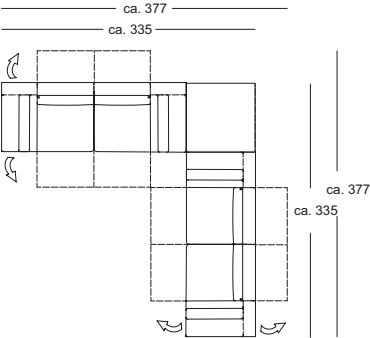
Back cushion mat



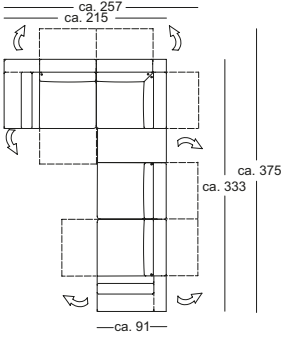
Shelves



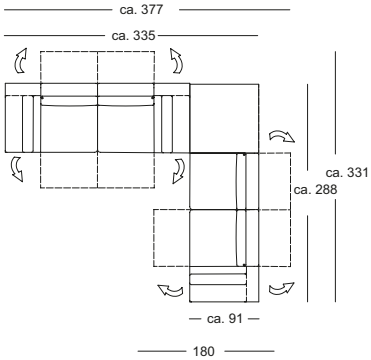
Combination examples



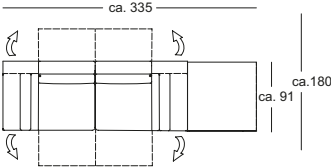
L-SOB-BS 388/244 (2x)
ABL 388/91x91



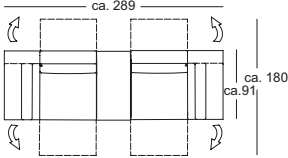
L-E-ASO-ES 388/215 le.
ABL 388/45x91
L-ASO-ES 388/197 ri.



L-SOB-BS 388/244
ABL 388/91x91
L-ASO-ES 388/197 ri.



L-SOB-BS 388/244
ABL 388/91x91



L-ASS 388/122 le.
ABL 388/45x91
L-ASS 388/122 ri.

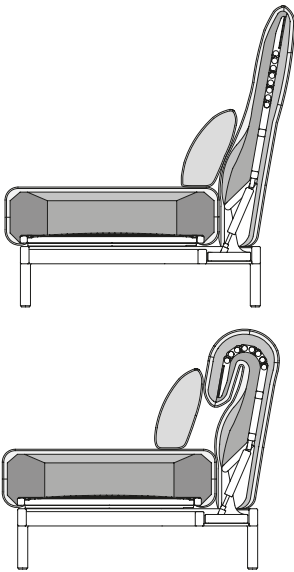


Function



* These elements are only shown in the left version.
They are also available in the right version.

Rolf Benz PLURA

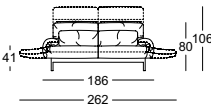
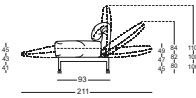


- Seat with metal inner frame and integrated rotary function
 - Nosag spring support
 - Seat made from polyurethane foam, constructed in layers of different thicknesses and firmnesses, matched to one another, and covered with polyester fleece
 - Backrest with metal inner frame and integrated adjustment function
 - Back in polyurethane foam built up in coordinated layers of varying height and firmness and covered with non-woven polyester
 - Downy-soft cushions with a filling of foam rods and polyester fibres
 - Frame metal optionally:
 - › Fine-grain steel, powdercoated, matt :
 - Silver
 - RAL 9017 Traffic black
 - RAL 7022 Umbra grey
 - › Steel high-gloss chrome
- ! Due to the way the furniture is designed, and its comfort level, some wrinkles and sitting pressure indentations are inevitable, even in top quality Rolf Benz upholstered furniture. All dimensions are approximate.

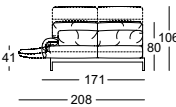


Seat heights available

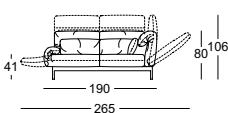
Sofa



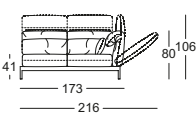
Sectional sofa element*



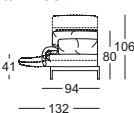
Corner sofa element*



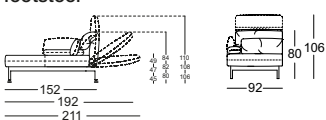
Corner sectional sofa*



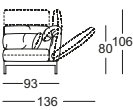
Closing chair with armrest*



Closing chair with fixed footstool*



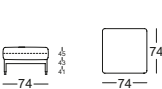
Corner unit*



Sectional chair



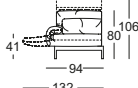
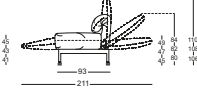
Ottoman



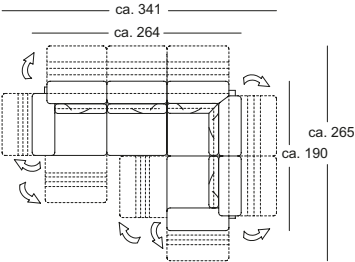
Back cushion



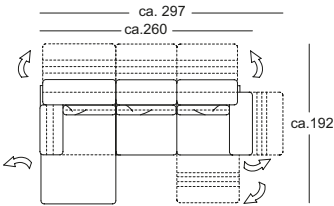
Longchair*



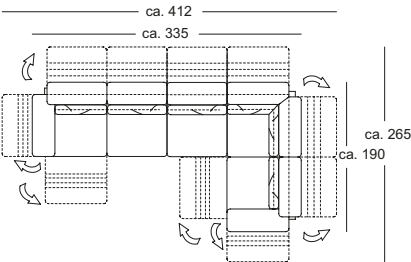
Combination examples



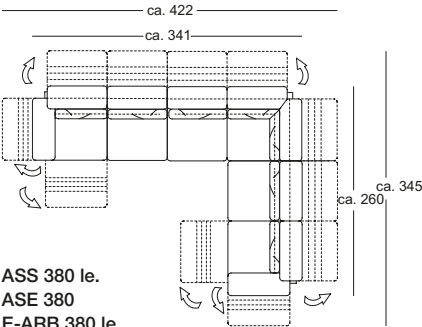
L-ASO-ES 171 le.
L-E-ASO-ES 190 ri.



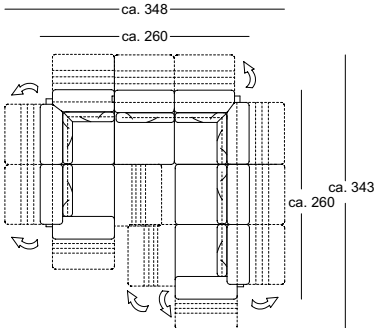
ASS-PSZ 92 le.
L-ASO-ES 171 ri.



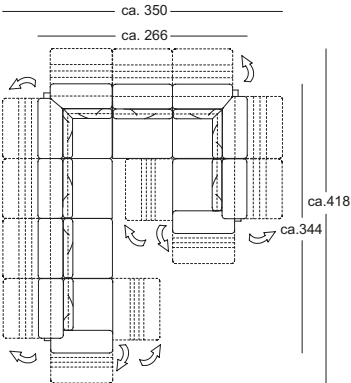
L-ASO-ES 380/171 le.
ASE 380 le.
L-E-ASO-ES 380/190 ri.



ASS 380 le.
ASE 380
E-ARB 380 le.
L-ASO-ES 380/171 ri.



L-E-ASO-ES 380/190 le.
E-ARB 380 le.
L-ASO 380/171 ri.



ASS 380 le.
ASE 380
E-ARB 380/173 le.
E-ARB 380/173 le.
ASS 380 ri.

Function

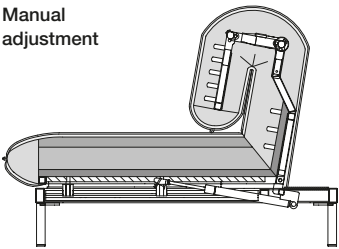


* These elements are only shown in the left version.
They are also available in the right version.

Rolf Benz NOVA



Manual adjustment



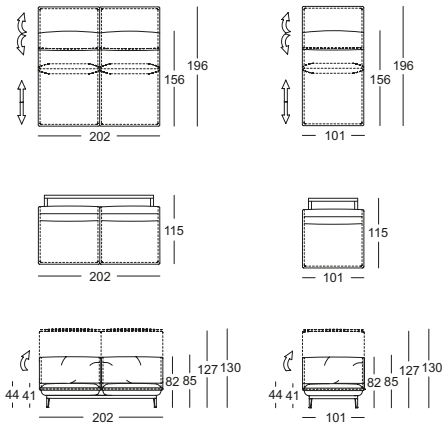
Seat heights available

- Metal and wooden inner frame with integrated adjustment function
 - Seat and back from polyurethane foam in layers of varying density and hardness. Seat covered with a soft foam cover. The cover is quilted with nonwoven polyester laminated on both sides
 - Base frame in two variants and four surfaces optionally:
Square tubular leg metal optionally:
 - › Fine-grain steel, powder-coated, matt:
 - RAL 9017 Traffic black
 - RAL 7022 Umbra grey
 - Silver
 - › Steel high-gloss chrome
- Diagonal leg metal optionally
 - › Fine-grain steel, powder-coated, matt:
 - RAL 9017 Traffic black
 - RAL 7022 Umbra grey
 - Silver
 - › Steel high-gloss chrome

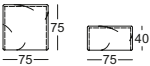
! Due to the way the furniture is designed, and its comfort level, some wrinkles and sitting pressure indentations are inevitable, even in top quality Rolf Benz upholstered furniture. All dimensions are approximate.

Sofa with bed function

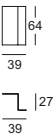
Longchair



Flanged back cushion



Support surface leather



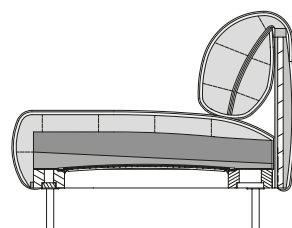
Function



Rolf Benz ALMA



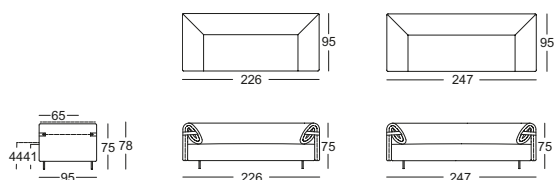
- Wooden inner frame
 - Nosag spring support
 - Seat made of high-quality cold foam, built up in coordinated layers, covered with a mat consisting of 20 % viscose foam and 80 % microfibres and a non-woven polyester cover
 - Back pad in polyurethane foam
 - Downy-soft back cushions worked into ticking chambers with a filling of 20 % viscose foam and 80 % microfibres and a non-woven polyester cover
 - Back cover quilted underneath with polyester nonwoven
 - Single foot metal optionally:
 - › Smooth steel, powder-coated, matt:
 - RAL 9017 Traffic black
 - RAL 7022 Umbra grey
 - › Fine-grain steel, powdercoated, matt silver
 - Seat height options 41 cm or 44 cm
- ! Due to the way the furniture is designed, and its comfort level, some wrinkles and sitting pressure indentations are inevitable, even in top quality Rolf Benz upholstered furniture. All dimensions are approximate.



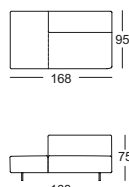
Seat heights available



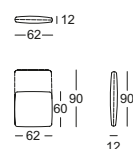
Sofa



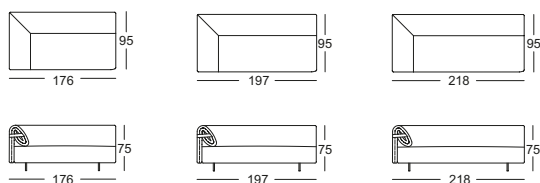
Sectional sofa with fixed footstool*



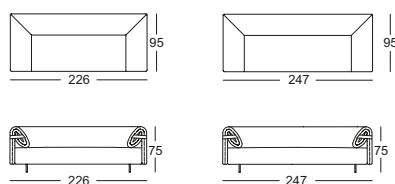
Adjustable mat



Sectional sofa*



Corner modular sofa element*



* These elements are only shown in the left version.
They are also available in the right version.

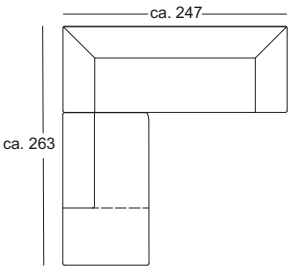
Without leather band



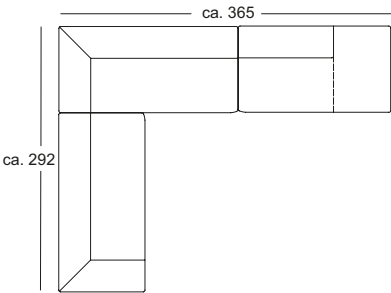
With leather band



Combination examples



ARB-PSZ 520 ALMA/168 le.
E-ASO 520 ALMA/247 ri.

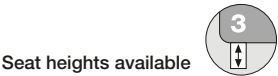
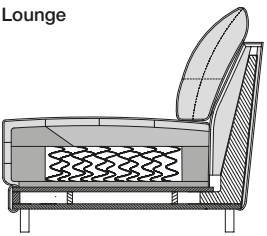
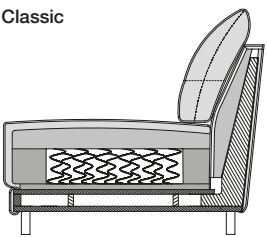


ASO 520 ALMA/197 le.
ASO 520 ALMA/197 le.
ARB-PSZ 520 ALMA/168 ri.

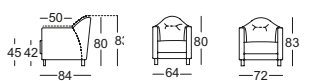
Rolf Benz ONDA



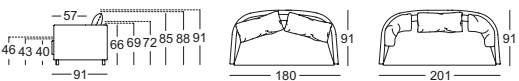
- Wooden inner frame
 - Coil spring unit
 - Seat in polyurethane foam, built up in varying height and firmness
 - **Seatcomfort “Classic”**
Comfort layer in the seat made from punched flexible foam matting
 - **Seatcomfort “Lounge”**
Comfort layer in the seat made from a mat worked into ticking chambers and filled with rods and fibres
 - Back pad in polyurethane foam
 - Comfort layer in the back made from nonwoven polyester
 - Downy-soft cushions, worked into ticking chambers with a filling of foam rods and polyester fibres
 - Single foot metal, options:
 - › Steel high-gloss chrome
 - › Steel matt chrome
 - Solid wood, colorless painted, options:
 - › Oak
 - › Oak black pigmented
- ! Due to the way the furniture is designed, and its comfort level, some wrinkles and sitting pressure indentations are inevitable, even in top quality Rolf Benz upholstered furniture. All dimensions are approximate.



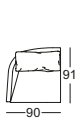
Armchair



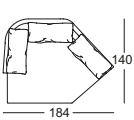
Sofa



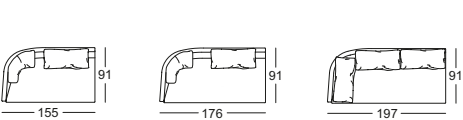
Closing chair with armrest*



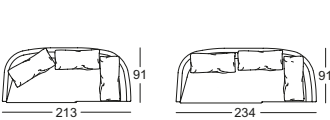
Extra deep closing chair*



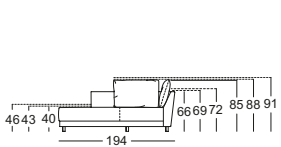
Sectional sofa*



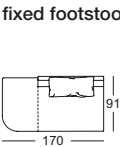
Corner modular sofa element*



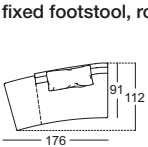
Closing chair with fixed footstool*



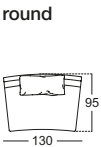
Sectional sofa with fixed footstool*



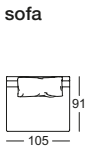
Sectional sofa with fixed footstool, round*



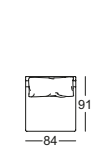
Sectional sofa, round



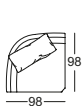
Sectional sofa



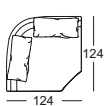
Sectional chair



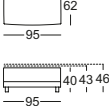
Corner unit with round back



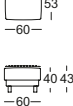
Corner Unit



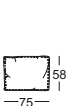
Ottoman



Footstool



Flanged back cushion



Back cushion mat

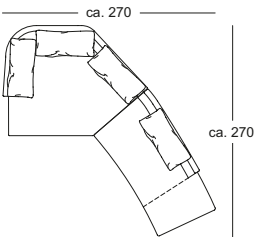


Flanged cushion

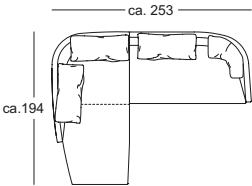


* These elements are only shown in the left version. They are also available in the right version.

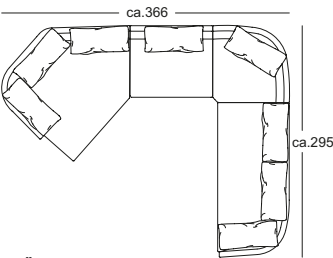
Combination examples



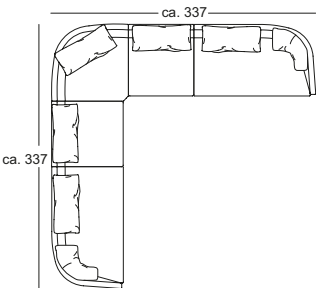
K-Ü-ASS-V ONDA le.
K-ARB-PSZ-R ONDA ri.



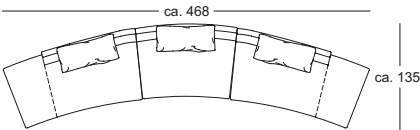
K-ASS-PSZ ONDA le.
K-ASO ONDA 155 ri.



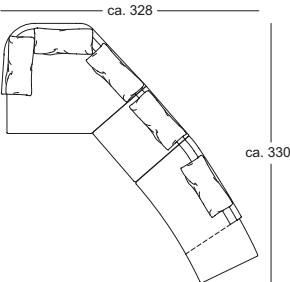
K-Ü-ASS-V ONDA le.
K-ARB ONDA 105
K-REPT ONDA
K-ASO ONDA 197 ri.



K-ASO ONDA 155 le.
K-ASE ONDA 84
K-REPT ONDA
K-ASE ONDA 84
K-ASO ONDA 155 ri.



K-ARB-PSZ-R ONDA 176 le.
K-ARB-R ONDA 130
K-ARB-PSZ-R ONDA 176 ri.



K-Ü-ASS-V ONDA le.
K-ASE ONDA 84
K-ARB-PSZ-R ONDA ri.

Made in Germany



Rolf Benz ONDA Design Christian Werner nothing but wunderbar.

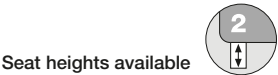
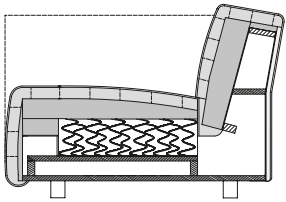
ROLF
BENZ

You can get detailed information on
Rolf Benz ONDA at www.rolf-benz.com
or by ordering your free copy of the ONDA
catalogue with integrated miniplanner.

Rolf Benz MIO



- Seat with wooden inner frame
 - Sprung interior subspringing (upholstered seat without sprung interior)
 - Seat in polyurethane foam, covered in a downy-soft mat worked into chambers with a filling of foam rods and polyester fibres
 - Back with wooden frame inside
 - Back made of polyurethane foam, covered with a mat to achieve a down-like effect, which has chambers worked into it and is filled with foam rods and polyester fibres
 - Single foot metal: Smooth steel, powder-coated, gloss graphite metallic, 6 cm and 8 cm high
 - Choice of 2 side heights:
 - › Low 51 cm
 - › High 66 cm
 - Seat height options 40 cm or 42 cm
- ! Due to the way the furniture is designed, and its comfort level, some wrinkles and sitting pressure indentations are inevitable, even in top quality Rolf Benz upholstered furniture. All dimensions are approximate.

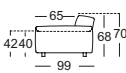


Seat heights available

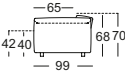
Armchair



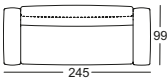
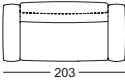
Sides Low



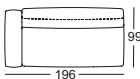
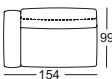
Sides High



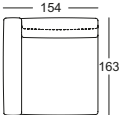
Sofa



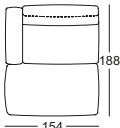
Sectional sofa element*



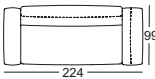
Sectional sofa extra large*



Sectional sofa with ottoman*
(2 elements, connected with locking rods)

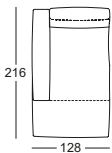
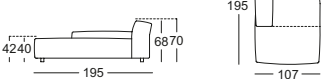


Sectional corner sofa element*



* These elements are only shown in the left version. They are also available in the right version.

Closing chair
with fixed footstool*



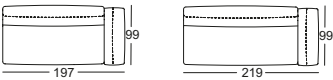
Closing sectional sofa*



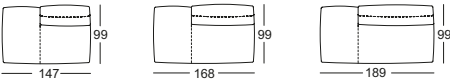
Sectional sofa



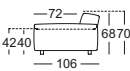
Sectional corner sofa*



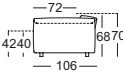
Sectional sofa with fixed footstool*



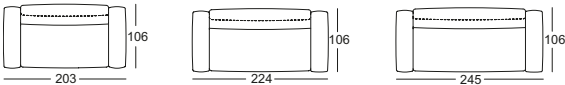
Sides Low



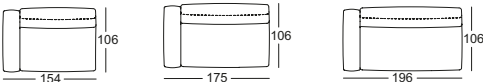
Sides High



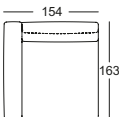
Extra deep sofa



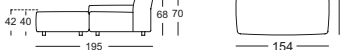
Extra deep sectional sofa element*



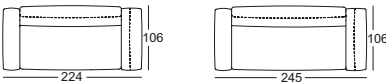
Extra deep sectional
sofa extra Large*



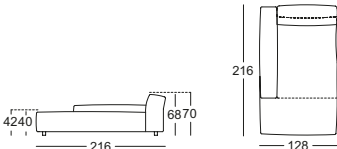
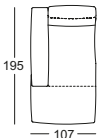
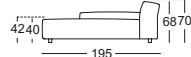
Extra deep sectional sofa
with ottoman*
(2 elements, connected
with loking rods)



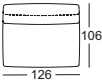
Extra deep sectional
corner sofa element*



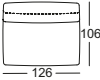
Extra deep closing
chair with fixed
footstool*



Extra deep
closing sofa*



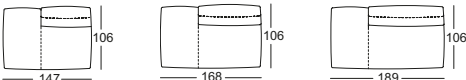
Extra deep
sectional sofa



Extra deep
sectional corner sofa*



Extra deep sectional sofa
with fixed footstool*



Chaise longue*



Ottoman



Flanged back cushion



Flanged back
cushion with mat



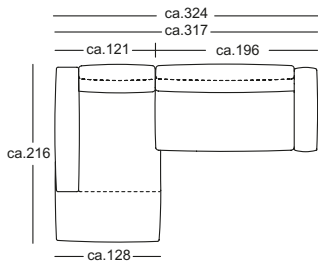
Flanged back cushion
with rol



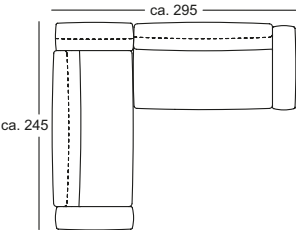
Flanged cushion



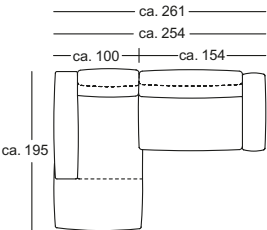
Combination examples



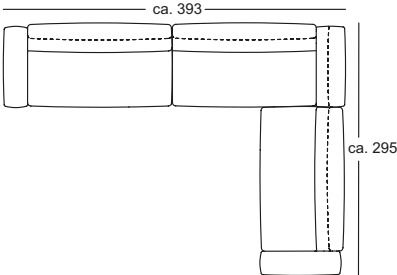
Ü-ASS-PSZ 552/128 le.
Ü-ASO 552/196 ri.



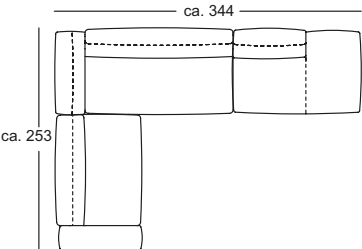
E-ASO 552/245 le.
Ü-ASO 552/196 ri.



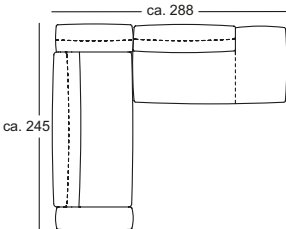
ASS-PSZ 552/107 le.
ASO 552/154 ri.



ASO 552/196 le.
E-ARB 552/197 le.
ASO 552/196 ri.



ASO 552/154 le.
E-ARB 552/197 ri.
ARB-PSZ 552/147 ri.



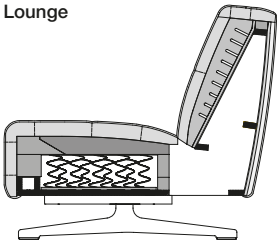
E-ASO 552/245 le.
ARB-PSZ 552/189 ri.

* These elements are only shown in the left version.
They are also available in the right version.

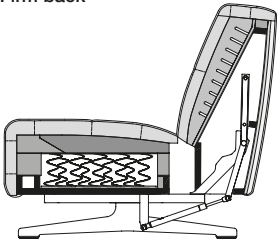
Rolf Benz 50



Lounge

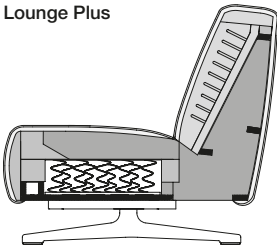


Firm back

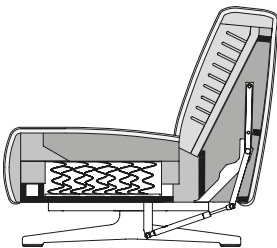


Adjustable back

Lounge Plus



Firm back



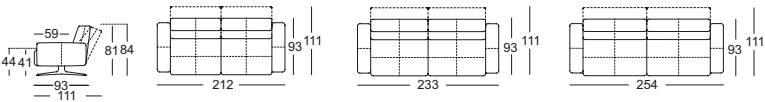
Adjustable back



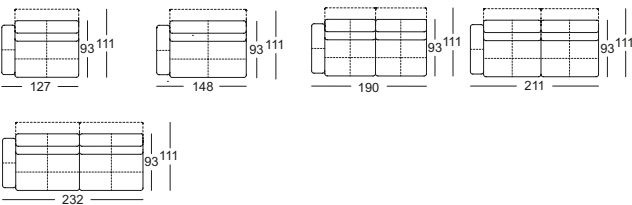
Seat heights available

- Wooden inner frame
 - Elastic webbing
 - Coil spring unit
 - **Seatcomfort „Lounge“**
Seat in high-quality cold foam, covered with a downy-soft mat worked into ticking chambers and filled with foam rods and polyester fibres
 - Back made of polyurethane foam, covered with a mat to achieve a down-like effect, which has chambers worked into it and is filled with foam rods and polyester fibres
 - **Seatcomfort „Lounge Plus“**
Seat made of high-quality cold foam, built up in layers and coordinated in different thicknesses and hardnesses with a polyester fleece covering
 - Backrest made of polyurethane foam, covered with polyester fleece
 - Seat height options 41 cm or 44 cm
 - Frame metal optionally:
 - › Smooth steel, powder-coated, matt RAL 9017 traffic black
 - › Smooth steel, painted silver
 - › Steel high gloss-chrome
 - Only for adjustable back:
Back steplessly adjusted to the relax position
- ! Due to the way the furniture is designed, and its comfort level, some wrinkles and sitting pressure indentations are inevitable, even in top quality Rolf Benz upholstered furniture. All dimensions are approximate.

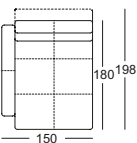
Sofa



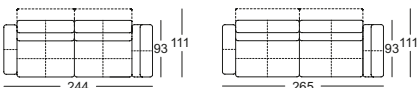
Sectional sofa*



Sectional sofa extra large*



Corner sectional sofa element*



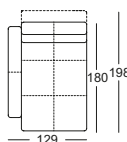
Sectional chair



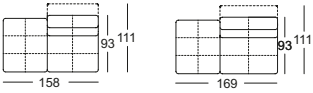
Closing chair with armrest*



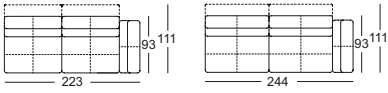
Closing chair with fixed footstool*



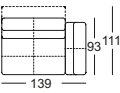
Sectional sofa with fixed footstool*



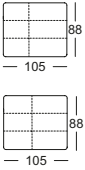
Corner sectional sofa*



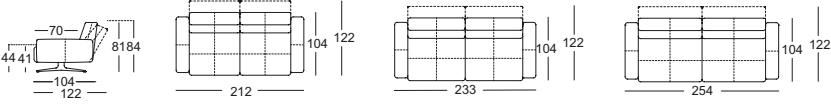
Corner unit*



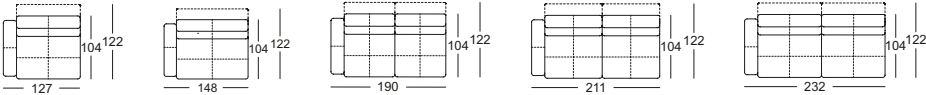
Corner upholstered bench*



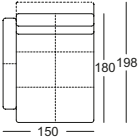
Extra deep sofa



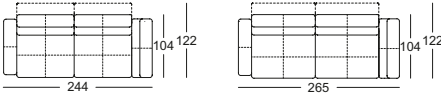
Extra deep sectional sofa*



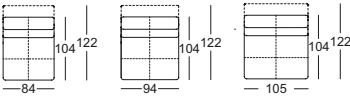
Extra deep sectional sofa extra large*



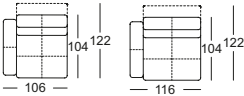
Extra deep corner sectional sofa element*



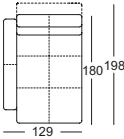
Extra deep sectional chair



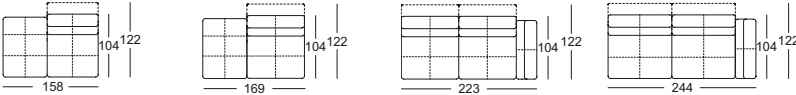
Extra deep closing chair with armrest*



Extra deep closing chair with fixed footstool*

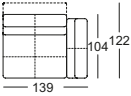


Extra deep sectional sofa with fixed footstool*

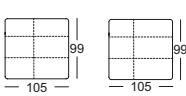


Extra deep corner sectional sofa*

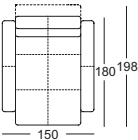
Extra deep corner unit*



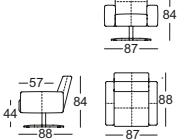
Extra deep corner upholstered bench*



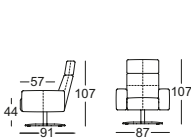
Longchair



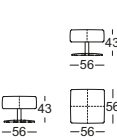
Armchair



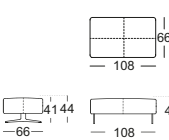
High backed armchair



Footstool



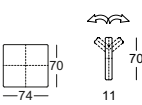
Upholstered bench element



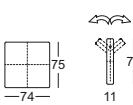
Back cushion



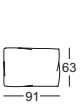
Back cushion mat adjustable



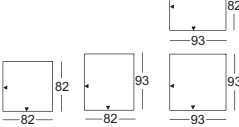
High back cushion mat adjustable



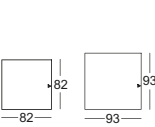
Flanged back cushion mat



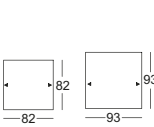
Corner storage



Closing storage*

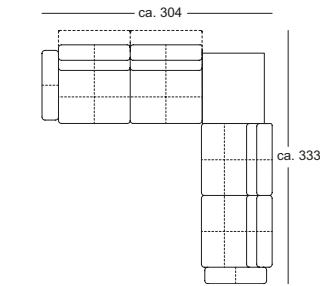


Storage

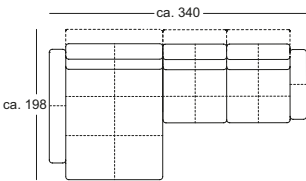


* These elements are only shown in the left version.
They are also available in the right version.

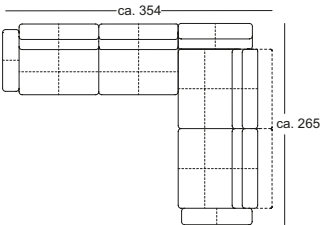
Combination examples



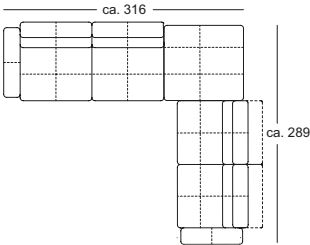
Ü-ASO-RV 50/211 le.
ECK-ABL 50/70 x 59
ASO 50/211 ri.



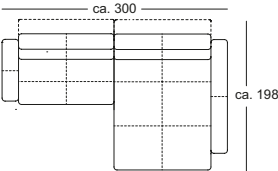
Ü-XL-ASO-RV 50/150 le.
Ü-ASO-RV-50/190 ri.



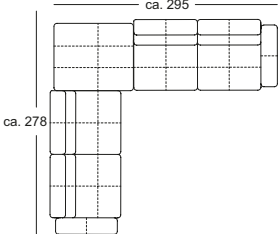
ASO 50/232 le.
Ü-E-ASO-RV 50/265 ri.



Ü-ASO 50/211 le.
Ü-E-PB 50/150 70 x 59 le.
ASO-RV 50/190 ri.



ASO/RV 50/148 le.
XL-ASO/RV 50/150 ri.



ASO 50/190 le.
E-PB 105 59 x 59 ri.
ASO 50/190 ri.

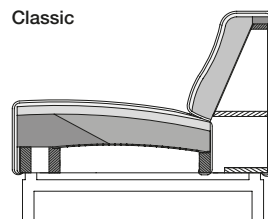
Rolf Benz LINEA



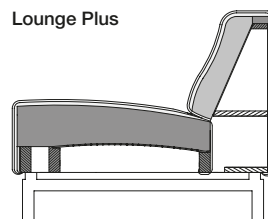
- Wooden inner frame
- Nosag spring support
- Cover quilted underneath with non-woven polyester
- Back in polyurethane foam
- **Seatcomfort „Classic“**
Seat in polyurethane foam, built up in coordinated layers varying in height and firmness
- **Seatcomfort „Lounge Plus“**
Seat of top-grade cold foam
- Brace metal optionally:
 - › Stainless steel
 - › Smooth steel, powder-coated, matt RAL 9017 traffic black

- Conical base, clear varnish, optionally:
 - › Oak
 - › Oak, black pigmented
 - › American walnut
 - Seat height optionally 41 cm or 43 cm
- ! Due to the way the furniture is designed, and its comfort level, some wrinkles and sitting pressure indentations are inevitable, even in top quality Rolf Benz upholstered furniture. All dimensions are approximate.

Classic



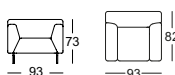
Lounge Plus



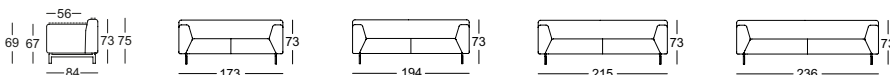
Seat heights available



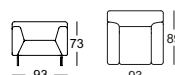
Armchair



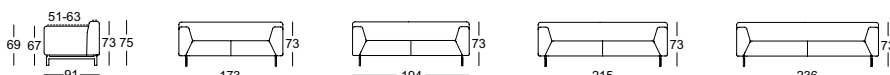
Sofa



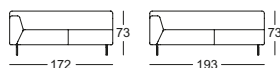
Extra deep armchair



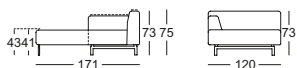
Extra deep sofa



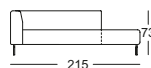
Sectional sofa*



Closing chair with fixed footstool*



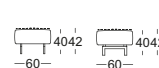
Sectional corner sofa with fixed footstool*



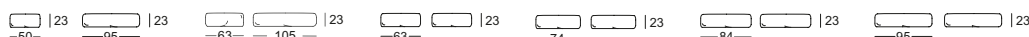
Ottoman



Footstool



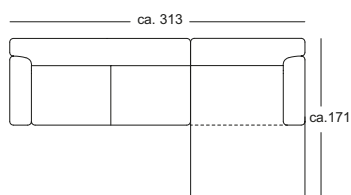
Low back cushions



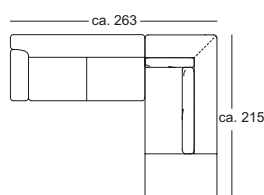
Back cushion



Combination examples



Ü-ASO 318/193 le.
Ü-ASS-PSZ 318/120 ri.

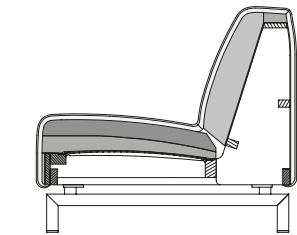


ASO 318/172 le.
Ü-E-ARB-PSZ 318/215 ri.

* These elements are only shown in the left version.
They are also available in the right version.



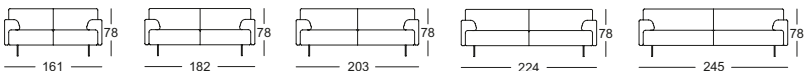
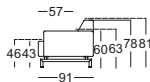
Rolf Benz 310



Seat heights available

- Wooden inner frame
 - Nosag spring support
 - Back in polyurethane foam
 - Seat in polyurethane foam, built up in coordinated layers varying in height and firmness
 - Cover quilted underneath with non-woven polyester
 - Seat height optionally 43 cm or 46 cm
 - Brace metal optionally:
 - › Stainless steel
 - › Smooth steel, powder-coated, matt RAL 9017 traffic black
- ! Due to the way the furniture is designed, and its comfort level, some wrinkles and sitting pressure indentations are inevitable, even in top quality Rolf Benz upholstered furniture. All dimensions are approximate.

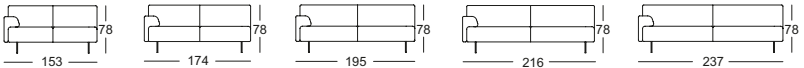
Sofa



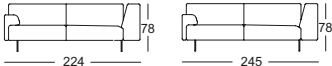
Armchair



Sectional sofa*



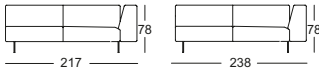
Corner modular sofa element



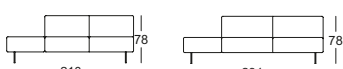
Sectional sofa



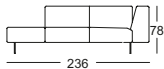
Corner sectional sofa*



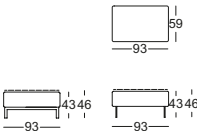
Sectional sofa with fixed footstool*



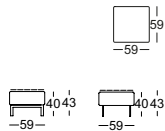
Corner sectional sofa with fixed footstool*



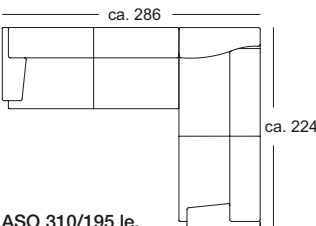
Upholstered bench element



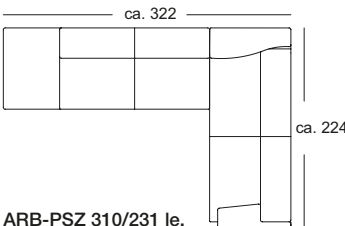
Footstool



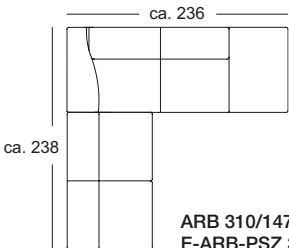
Combination examples



ASO 310/195 le.
E-ASO 310/224 ri.



ARB-PSZ 310/231 le.
E-ASO 310/224 ri.



ARB 310/147
E-ARB-PSZ 310/236 ri.

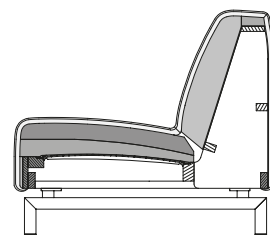
Rolf Benz 328



- Wooden inner frame
- Nosag spring support
- Back in polyurethane foam
- Seat in polyurethane foam, built up in coordinated layers varying in height and firmness
- Cover quilted underneath with non-woven polyester
- Metal runner optionally:
 - › Fine-grain steel, powder-coated, matt silver
 - › Fine-grain steel, powder-coated, matt RAL 9017 Traffic black

- › Fine-grain steel, powder-coated, matt RAL 7022 Umbra grey

! Due to the way the furniture is designed, and its comfort level, some wrinkles and sitting pressure indentations are inevitable, even in top quality Rolf Benz upholstered furniture. All dimensions are approximate.



Seat heights available



Sofa



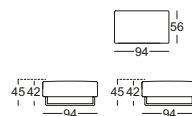
Armchair



Sectional sofa*



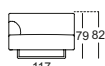
Ottoman



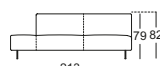
Corner modular sofa element*



Closing chair with fixed footstool*



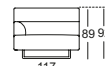
Sectional sofa with fixed footstool*



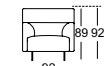
Corner modular sofa element with fixed footstool*



High-backed closing chair with fixed footstool*



High-backed armchair



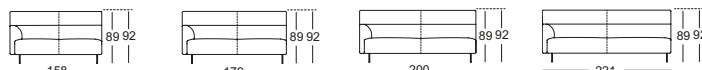
High-backed sofa



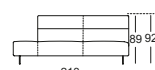
High-backed corner modular sofa element*



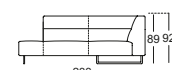
High-backed sectional sofa*



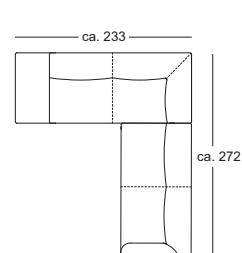
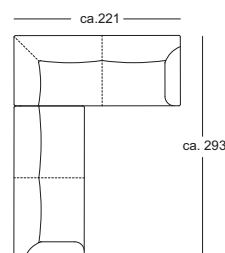
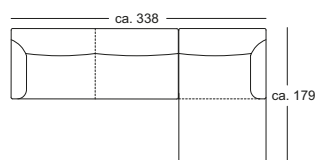
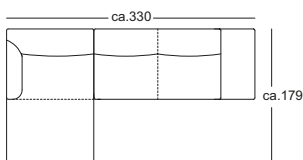
High-backed sectional sofa with fixed footstool*



High-backed modular sofa element with fixed footstool*



Combination examples



ASS-PSZ 328/117 le.
ARB-PSZ 328/213 ri.

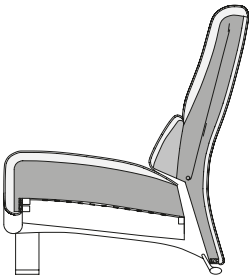
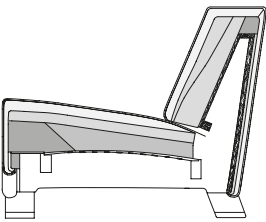
H-ASO 328/221 le.
H-ASS-PSZ 328/117 ri.

H-E-ASO 328/221 ri.
H-ASO 328/200 le.

E-ARB-PSZ 328/233 le.
ASO 328/179 ri.

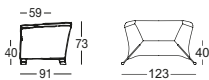
* These elements are only shown in the left version.
They are also available in the right version.

Rolf Benz 322

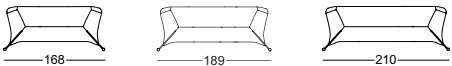


- Cover quilted underneath with non-woven polyester
 - Leg in cast aluminium with partially polished structured surface
 - Sofa:
 - › Back in polyether foam, built up in coordinated layers, varying in height, and firmness
 - › Seat in polyether foam, built up in coordinated layers varying in height and firmness
 - › Body covered in polyether foam
 - › Cover quilted underneath with non-woven polyester
 - › Nosag spring support
 - › Wooden inner frame
 - Recliner:
 - › Back cushion made of soft foam
 - › Back with foam-moulded metal inner frame and elastic webbing
 - › Seat with metal inner frame and foam-moulded nosag spring support
- ! Due to the way the furniture is designed, and its comfort level, some wrinkles and sitting pressure indentations are inevitable, even in top quality Rolf Benz upholstered furniture. All dimensions are approximate.

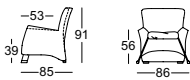
Armchair



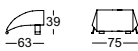
Sofa



Recliner



Footstool



Back cushion

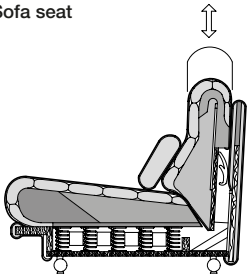


Rolf Benz 6500



- Back in polyether foam, covered in a downy-soft mat worked into ticking chambers and filled with foam rods and polyester fibres
 - Body covered in polyether foam
 - Seat in polyether foam, built up in coordinated layers varying in height and firmness, covered with a downy-soft mat worked into ticking chambers and filled with foam rods and polyester fibres
 - Wooden inner frame
 - Tube metal optionally:
 - › Steel matt chrome
 - › Steel high-gloss chrome
 - Seat height options 39 cm or 41 cm
 - Sofa:
 - › Downy-soft cushions with a filling of foam rods and polyester fibres
 - › Additional high-back comfort through adjustable back cushion
 - › Coil spring unit
 - Recliner:
 - › Webbing support
 - › Tilt mechanism locks steplessly into any position
 - › Swivel mechanism with automatic return
- ! Due to the way the furniture is designed, and its comfort level, some wrinkles and sitting pressure indentations are inevitable, even in top quality Rolf Benz upholstered furniture. All dimensions are approximate.

Sofa seat



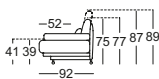
Seat heights available



Recliner



Sofa



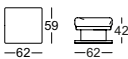
H 75–87 cm
H 77–89 cm



Recliner



Footstool



Function



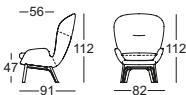
* These elements are only shown in the left version. They are also available in the right version.

Rolf Benz 594

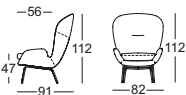


- Nosag spring support
 - Body with foam-moulded metal inner frame
 - Seat in polyurethane foam, built up in coordinated layers varying in height and firmness
 - Cover quilted underneath with non-woven polyester
 - Metal four leg, optionally: smooth steel, powder-coated in matt finish:
 - › RAL 9017 Traffic black
 - › Ochre beige metallic
 - › Marrone metallic
 - Four leg solid wood, clear varnish, optionally:
 - › Oak
 - › Oak, stained black
 - › American walnut
 - The wooden frame is made of solid wood.
 - As wood is a natural, growing raw material, you will always find differences in colour and texture from one leg to another. These are completely natural. Every single manufactured piece of wood is unique.
- ! Due to the way the furniture is designed, and its comfort level, some wrinkles and sitting pressure indentations are inevitable, even in top quality Rolf Benz upholstered furniture. All dimensions are approximate.

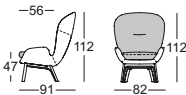
High backed armchair
Four legs wood



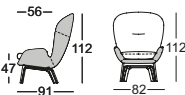
High backed armchair
Four legs metal



Body high backed
armchair



Backrest shell high
backed armchair



Footstool
Four legs wood



Footstool
Four legs metal



Body
footstool



Seat shell
footstool



Rolf Benz 562



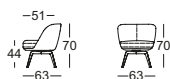
- Seat and back with foam-moulded metal inner frame
 - Seat made from polyurethane foam, constructed in layers of different thicknesses and firmnesses, matched to one another, and covered with polyester fleece
 - Back pad in polyurethane foam
 - Body and back cover quilted underneath with non-woven polyester
 - Four-leg solid wood, clear varnish, optionally with or without 360° swivel mechanism:
 - › Oak
 - › Oak, black pigmented
 - › American walnut
 - Four-leg metal optionally with or without 360° swivel mechanism:
 - › Smooth steel, powder-coated, matt:
 - RAL 9017 Traffic black
 - RAL 7022 Umbra grey
- ! Due to the way the furniture is designed, and its comfort level, some wrinkles and sitting pressure indentations are inevitable, even in top quality Rolf Benz upholstered furniture. All dimensions are approximate.



Club armchair
Four legs wood



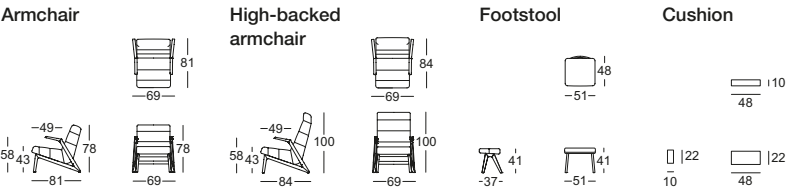
Club armchair
Four legs metal



Armchair & High backed armchair Rolf Benz 580



- Visible wooden frame
 - Wooden inner frame
 - Webbing support
 - Seat in high-quality cold foam
 - Back in polyurethane foam
 - Cover quilted underneath with non-woven polyester
 - Frame solid wood, clear varnish, optionally:
 - › Oak
 - › Oak, black pigmented
 - › American walnut
- ! Due to the way the furniture is designed, and its comfort level, some wrinkles and sitting pressure indentations are inevitable, even in top quality Rolf Benz upholstered furniture. All dimensions are approximate.



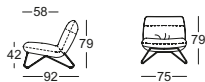
Rolf Benz 394



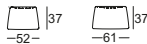
- Nosag spring support
 - Body with foam-moulded metal inner frame
 - Upholstery cover glued-on non-woven polyester
 - Frame metal, optionally:
 - › Smooth steel, powder-coated, matt:
 - RAL 9017 Traffic black
 - RAL 7022 Umbra grey
 - › Steel high-gloss chrome
- ! Due to the way the furniture is designed, and its comfort level, some wrinkles and sitting pressure indentations are inevitable, even in top quality Rolf Benz upholstered furniture. All dimensions are approximate.



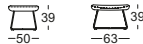
Armchair



Footstool



Footstool metal

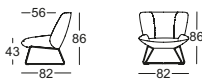


- Nosag spring support
 - Body with foam-moulded metal inner frame
 - Cover quilted underneath with non-woven polyester
 - Leg metal optionally:
 - › Smooth aluminium, powdercoated, matt
 - › Steel high-gloss chrome
- RAL 7022 Umbra grey
- ! Due to the way the furniture is designed, and its comfort level, some wrinkles and sitting pressure indentations are inevitable, even in top quality Rolf Benz upholstered furniture. All dimensions are approximate.

Rolf Benz 383



Armchair



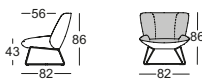
Footstool



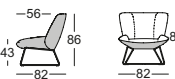
Body footstool



Body chair



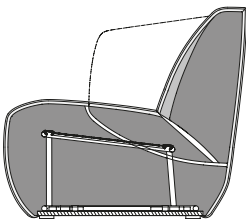
Backrest shell chair



Seat shell footstool

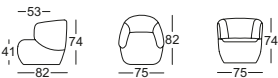


Armchair Rolf Benz 384

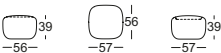


- Seat and back with foam-moulded metal inner frame, back with additional layer of soft foam
 - Nosag spring support (Footstool without spring support)
 - Seat cover quilted underneath with non-woven polyester
 - Back upholstery covered with nonwoven polyester
 - Base versions round plastic-glide (15 mm high) or rollers
 - › hard version for soft flooring
 - › soft version for hard flooring
 - Seat height: 41 cm (with rollers 42,5 cm)
 - Total height: 74 cm (with rollers 75,5 cm)
- ! Due to the way the furniture is designed, and its comfort level, some wrinkles and sitting pressure indentations are inevitable, even in top quality Rolf Benz upholstered furniture. All dimensions are approximate.

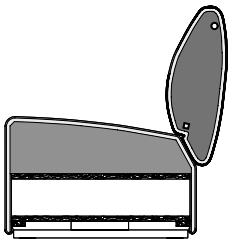
Armchair



Footstool

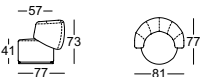


Armchair Rolf Benz 684

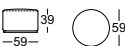


- Cover quilted underneath with non-woven polyester
 - Back with foam-moulded metal inner frame
 - Seat with wooden inner frame
 - Seat pad in polyether foam
 - Base plate in MDF with silver coloured paintwork finish
 - Armchair with rotary mechanism
 - Footstool without rotary mechanism
- ! Due to the way the furniture is designed, and its comfort level, some wrinkles and sitting pressure indentations are inevitable, even in top quality Rolf Benz upholstered furniture. All dimensions are approximate.

Armchair



Footstool

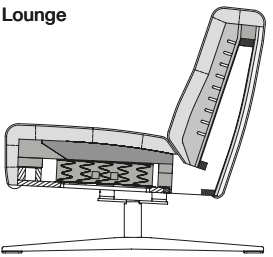


Armchair & High backed armchair Rolf Benz 50

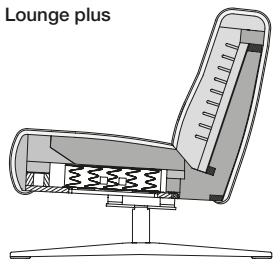


- Wooden inner frame
 - Elastic webbing
 - Coil spring unit
 - **Seatcomfort „Lounge“**
Seat in high-quality cold foam, covered with a downy-soft mat worked into ticking chambers and filled with foam rods and polyester fibres
 - Back made of polyurethane foam, covered with a mat to achieve a down-like effect, which has chambers worked into it and is filled with foam rods and polyester fibres
 - **Seatcomfort „Lounge plus“**
Seat made of high-quality cold foam, built up in layers and coordinated in different thicknesses and hardnesses with a polyester fleece covering
 - Backrest made of polyurethane-foam, covered with polyester fleece
 - **Star base metal optionally:**
 - › Smooth steel, powder-coated, matt RAL 9017 traffic black
 - › Steel matt chrome
 - › Steel high gloss-chrome
 - The armchair can be fitted with a rocking function
 - Only for High backed armchairs **Seating comfort „Lounge“**
Headrest in polyurethane, covered with a downy-soft mat worked into ticking chambers and filled with foam rods and polyester fibres
 - **Seating comfort „Lounge plus“**
Headrest made of polyurethane foam, integrated in the covering made of polyester fleece
 - Steplessly adjustable headrest, tilt action
- ! Due to the way the furniture is designed, and its comfort level, some wrinkles and sitting pressure indentations are inevitable, even in top quality Rolf Benz upholstered furniture. All dimensions are approximate.

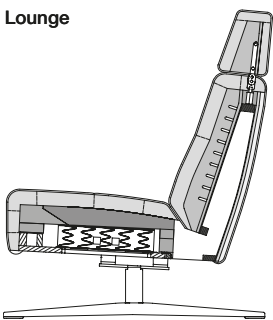
Armchair



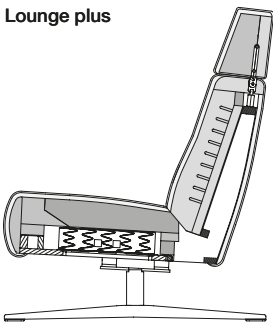
Lounge plus



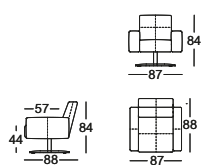
High backed armchair



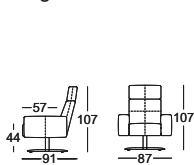
Lounge plus



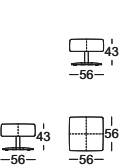
Armchair



High backed armchair



Footstool



Surfaces

Star base



Traffic black
RAL 9017

Matt chrome

Gloss chrome

Rolf Benz 8010



- Side table, adjustable height 46 – 64 cm; fixed height 52 cm, 66 x 48 cm
- Table top:
 - › Wood veneer, clear varnish: Oak, Oak, stained black or American walnut
- Optiwhite with painted underside: RAL 9017 Traffic black, RAL 7022 Umbra grey, Marrone metallic or Bronze metallic
- Frame:
 - Height-adjustable or fixed steel frame with MDF carrier plate in smooth, matt finish: RAL 9017 Traffic black, RAL 7022 Umbra grey, Marrone metallic or Bronze metallic
- Alignment:
 - The table top specifies the left or right alignment.

Rolf Benz 8030



- Side table, adjustable height 50 – 68 cm: 55 x 32 cm
Upper rotating tray Ø 71 cm.
- Rotating table top:
 - › Wood veneer, clear varnish: Oak, Oak, stained black or American walnut
 - › Optiwhite with painted underside: RAL 9017 Traffic black, RAL 7022 Umbra grey, Marrone metallic or Bronze metallic
- Frame:
 - Height-adjustable steel frame with MDF carrier plate in smooth, matt finish: RAL 9017 Traffic black, RAL 7022 Umbra grey, Marrone metallic or Bronze metallic

Rolf Benz 922



- Side table, height 50 cm:
Ø 41 cm
- Table top:
Solid wood, clear varnish: Oak,
Oak, black pigmented, American
walnut
- Frame:
Smooth steel, painted, matt:
RAL 9017 Traffic black, RAL 7022
Umbra grey, Marrone metallic

Rolf Benz 931



- Shelving and serving trolley,
coffee table
Shelving: Height 42 or 64 cm:
100 x 32 cm, Serving trolley:
height 66 cm: 70 x 40 cm, Coffee
table: height 40 cm: 102 x
100 cm
- Table top:
 - › Solid wood, clear varnish:
Oak, Oak, black pigmented,
American walnut
 - › Natural stone in leather finish:
Graphite brown, Carrara
- Frame:
Smooth steel, painted, matt:
RAL 9017 Traffic black, RAL 7022
Umbra grey, Ochre beige
metallic, Marrone metallic
- Foot options:
 - › Single foot: Smooth steel,
painted, matt In frame colour
 - › with four rotating rollers,
two of which can be fixed

Rolf Benz 901



- Coffee table,
Height 21 or 32 cm:
 - › Square: 84 x 84 cm
 - › Rectangular: 126 x 42 cm
- Table top:
 - › Natural stone in leather finish:
Graphite brown, Carrara
 - › Clear glass with painted underside:
RAL 9017 Traffic black,
RAL 7022 Umbra grey,
Marrone metallic
- Structure:
 - Beech, painted, matt:
RAL 9017 Traffic black,
RAL 7022 Umbra grey,
Marrone metallic

Rolf Benz 902



- Side table,
Height 47 cm: 40 cm
- Insertion plate:
 - › Natural stone in leather finish:
Graphite Brown, Carrara
 - › Clear glass with painted underside:
RAL 9017 Traffic black,
RAL 7022 Umbra grey,
Marrone metallic
- Frame:
 - › Smooth steel, painted, matt:
RAL 9017 Traffic black,
RAL 7022 Umbra grey
 - › Fine-grain steel,
painted, matt:
Marrone metallic

Rolf Benz 915



- Coffee table/nesting table
 - › Round (three legs)
 - Height 37 cm: Ø 102 cm,
 - Height 44 cm: Ø 63 cm,
 - Height 52 cm: Ø 52 cm
 - › Oval (four legs):
 - Height 37 cm; 136 x 62 cm
 - › Rectangular (four legs):
 - Height: 37 cm; 118 x 62 cm
- Table top:
 - Parsol glass grey, Blue glass,
 - Natural stone graphite brown,
 - in leather finish
- Frame/tray (optional):
 - Metal, smooth steel, matt painted, either:
 - RAL 9017 traffic black,
 - RAL 7047 Telegrey 4,
 - RAL 5003 Sapphire blue
- Tray (optional):
 - Solid wood, clear varnish,
 - either:
 - Oak, Oak, black pigmented,
 - American walnut

Rolf Benz 920



- Coffee table/Side table,
 - Height 35 cm: Ø 80 cm,
 - Height 42 cm: Ø 50 cm
- Top:
 - Solid wood, clear varnish:
 - oak, oak black pigmented,
 - European walnut or
 - European walnut, old grey pigmented
- Base:
 - Match finish of table top

Rolf Benz 923



- Etagère side table,
Height 83 cm;
overall dimensions incl.
frame 58 x 58 cm
(table top: 48 x 48 cm)
- Table top:
Solid wood, clear varnish:
oak, stained black oak,
American walnut
- Frame:
Smooth steel, painted in matt:
RAL 9017 traffic black,
RAL 7022 umbra grey,
ochre-beige metallic

Rolf Benz 925



- Side table/coffee table
 - › Side table with leather inlay,
Height: 35 cm; 33 x 86 cm
 - › Coffee table high with leather
inlay: Height 43 cm; Ø 64 cm
 - › Coffee table low without leather
inlay: Height 30 cm; Ø 80 cm
- Table top:
Solid wood, clear varnish: oak,
oak black pigmented or Ameri-
can walnut
- Frame:
Smooth steel, painted in matt:
RAL 9017 traffic black or RAL
7022 umbra grey

Rolf Benz 926



- Coffee table,
Height 36 cm:
Ø 80 cm or Ø 100 cm
- Side table:
Height 44 cm: Ø 50 cm
- Top:
 - › Solid wood, clear varnish:
Oak, Oak, black pigmented,
American walnut
 - › Natural stone in leather finish:
Graphite brown, Carrara
- Frame:
Smooth steel, painted, matt:
RAL 9017 Traffic black,
RAL 7022 Umbra grey,
Ochre beige metallic

Rolf Benz 934



- Coffee table,
Height 36 cm: 80 x 80 cm or
120 x 80 cm; base plate
20 mm (optional): 76 x 31 cm
- Side table,
Height 44 cm: 80 x 45 cm
(optionally with drawer) or
45 x 45 cm; Höhe 34 cm:
45 x 45 cm
- Table top:
 - › Coffee table and side table:
Solid wood, clear varnish:
Oak, Oak, black pigmented,
American walnut
 - › Side table:
Natural stone in leather finish:
Graphite brown, Carrara
- › Drawer
(optionally for side table
934-3xx):
MDF painted, matt:
RAL 9017 Traffic black,
RAL 7022 Umbra grey
The drawer colour is the
same as the frame colour
- › Base plate:
Natural stone in leather finish:
Graphite brown, Carrara
- Frame:
Smooth steel, painted, matt:
RAL 9017 Traffic black,
RAL 7022 Umbra grey
- Matches:
Pad 950/45 x 45 cm

Rolf Benz 927



- Mobile, light side table available in various colours and two heights, Height 43 cm or 50 cm; Ø 40 cm
- Top: Sheet steel (3 mm):
RAL 9017 traffic black,
RAL 7022 umbra grey,
RAL 3012 beige-red,
RAL 7001 silver grey,
ochre-beige metallic,
RAL 5003 Sapphire blue
- Frame:
Solid wood, clear varnish:
oak, stained black oak,
American walnut

Rolf Benz 932



- › Coffee table/nesting table
- › Solid wood:
80 x 80 cm: Height 42 cm,
120 x 80 cm: Height 37 cm
- › Glass:
80 x 80 cm: Height 40 cm,
120 x 80 cm: Height 35 cm
- Table top:
 - › Solid wood, clear varnish:
oak, stained black oak
or American walnut
 - › Glass: parsol glass grey
- Frame:
Smooth steel square tubing,
painted, painted in matt:
RAL 9017 traffic black,
RAL 7022 umbra grey,
ochre-beige metallic

Rolf Benz 933



- Interlocking table/add-on table/shelving coordinating with the 530 VOLO range. The interlocking tables/add-on tables can be connected as intermediate elements or positioned free-standing of the sofa. The shelving can be positioned to the rear or to the side of the sofa
 - › Interlocking table/add-on table:
Height 37 or 40 cm:
100 x 40 cm
 - › Shelving:
Height 55 or 58 cm:
100 x 30 cm
- Material:
Solid wood, clear varnish:
oak, stained black oak
or American walnut

Rolf Benz 942



- Side table/Accessorie,
Height: 43 cm, Ø 38 cm
- Frame:
Smooth steel, powder-coated,
matt:
RAL 1020 olive yellow,
RAL 3012 beige red,
RAL 7001 silver grey,
RAL 7022 umbra grey,
RAL 8004 copper brown,
RAL 9003 signal white,
RAL 9017 traffic black

Rolf Benz 947



- Nesting table range consisting of one elongated and one round side table with table top and storage shelf as well as a round, lower side table with table top and no storage shelf
 - › Elongated side table:
Height 47 cm: 37 x 80 cm
(table top dimensions: 35 x 80 cm)
 - › Round side table:
Height 47 cm: Ø 47 cm
(table top dimensions: Ø 37 cm)
 - › Coffee table:
Height 37 cm: Ø 70 or 90 cm
(table top dimensions: Ø 60 or 80 cm)
- Table top:
 - › Table top: Solid wood, clear varnish: oak, stained black oak or American walnut; natural stone graphite brown leather
 - › Storage shelf: Solid wood, clear varnish: oak, stained black oak or American walnut; parsol glass grey
- Frame:
Smooth steel, painted in matt: bronze metallic, RAL 9017 traffic black or RAL 7022 umbra grey (frame colour can be combined with any table top version)

Rolf Benz 948



- Coffee table,
Ø 80 cm, height 35 cm,
Ø 65 cm, height 31 cm
- Side table,
Ø 44 cm, Total height 63 cm,
Height table top 49 cm
- Table top:
Solid wood, clear varnish: oak, oak black pigmented, American walnut
- Frame:
Match finish of table top

Rolf Benz 958



- Side table,
Height 47 cm: 55 x 47 cm
- Top:
Solid wood, clear varnish:
oak, oak black pigmented,
American walnut.
On request: Oak painted in RAL
preferred colour for an additional
charge
- Frame:
Smooth steel, painted, matt:
RAL 9017 traffic black or on
request RAL preferred colour for
an additional charge

Rolf Benz 971



- Coffee table,
› Rectangular:
80 x 120 x 37 cm and
80 x 120 x 26 cm
› Square:
80 x 80 x 37 cm and
80 x 80 x 26 cm
100 x 100 x 37 cm and
100 x 100 x 26 cm
- Frame:
Cast leg aluminium, polished

A natural stone “graphite brown” table top gives the tables their elegance and individuality. It has a leathered surface; every table top is unique.

Rolf Benz 973



- Portable, lightweight tableau, Height 45 cm: 40 cm (round)
- Table top: Smooth steel, powder-coated, matt (sheet steel 3 mm): in RAL 7011 iron grey, RAL 8019 grey brown, RAL 9003 signal white, RAL 1020 olive yellow, RAL 5020 ocean blue, RAL 9017 traffic black,
- RAL 7022 umbra grey, RAL 7001 silver grey, RAL 3012 beige red, RAL 5003 Sapphire blue
- Strap: Butt leather, dark brown
- Frame: Solid wood, clear varnish: oak, oak black pigmented, American walnut

Rolf Benz 985



- Coffee and side table
 - › Coffee table: Height 35 cm
 - 80 x 80 cm: Plate 1: 54 x 80 cm, Plate 2: 26 x 80 cm
 - 120 x 80 cm: Plate 1: 81 x 80 cm, Plate 2: 39 x 80 cm
 - 140 x 100 cm: Plate 1: 94 x 100 cm, Plate 2: 46 x 100 cm
 - › Side table:
 - Solid wood: Height 45 cm: 80 x 39 cm
 - Real stone veneer/glass: Height 43 cm: 80 x 39 cm
- Table top:
 - › Side table and coffee table (Plate 1), solid wood, clear varnish, optionally: Oak, Oak, black pigmented, American walnut
 - › Side table and coffee table (Plate 2), optionally:
 - Real stone veneer: Natural matt slate, varnished, Sandstone, impregnated
 - Parsol glass: Grey, Bronze
- Frame: Metal, smooth steel, matt painted, either: Bronze metallic, Brilliant black

Rolf Benz 987




- Coordinating with the 007 Nuvola range.
- The storage tables can be connected as intermediate or end elements or else used free-standing. The shelving can be positioned to the back.
- Storage table/interlocking table, Height 35 or 38 cm: 103 x 40 cm
- Shelving, Height 55 or 58 cm: 103 x 30 cm
- Table top: Solid wood, clear varnish: oak, stained black oak, American walnut
- Frame: Painted steel painted in matt RAL 7022 umbra grey, RAL 9017 traffic black

Rolf Benz 1150



- Coffee and side table with various table top sizes
- Coffee table: Height 43 cm: 120 x 90 cm or 140 x 80 cm
- Side table: Height 42 cm: 60 x 60 cm or 70 x 70 cm
- Table top: Clear glass
- Frame: Smooth steel, painted in silver metallic

Rolf Benz 5021



- Coffee table,
Height 41 cm: 90 x 75 cm,
120 x 90 cm
- Table top:
Clear glass (15 mm), triangular
- Frame:
Aluminium, partially polished

Rolf Benz 8290



- Coffee table with function,
Height 37 cm: Ø approx. 95 cm
- Table top:
Optiwhite glass, underside
painted in RAL 9017 traffic black
or RAL 7022 umbra grey;
ceramic (laminated onto clear
glass) Calacatta smooth or
Emperador extra
- Body:
MDF varnished matt: RAL 9017
traffic black or RAL 7022 umbra
grey. Wood veneer, clear varnish:
oak, oak black pigmented or
American walnut
- Frame:
Smooth steel, powder-coated,
matt:
RAL 9017 Traffic black or
RAL 7022 Umbra grey

Rolf Benz 8330



- Decorative and very independent, sculptural coffee and side table.
- coffee table: Height: 29 cm:
Ø 80 cm or Ø 95 cm
- side table: Height 44 cm:
Ø 42 cm
- Top:
Parsol glass grey, Optiwhite glass with painted underside
RAL 9003 Signal white, RAL 9017 Traffic black, Ceramic Calacatta or Emperador extra (laminated on clear glass)
- Frame:
Smooth steel, powder-coated, matt:
RAL 9003 Signal white,
RAL 9017 Traffic black

Rolf Benz 8440



- Coffee table with storage compartment and swivel table top function, Height 37 cm:
Approx. 130 x 72 cm
- Table top:
Frosted glass painted on reverse
RAL 9017 traffic black,
RAL 7022 umbra grey,
RAL 7032 pebble grey,
- Body:
MDF painted in matt:
RAL 9017 traffic black,
RAL 7022 umbra grey,
RAL 7032 pebble grey
- Frame:
Metal, optionally:
› Steel high-gloss chrome
› Smooth steel painted mat:
RAL 9017 Traffic black,
RAL 7022 Umbra grey, Silver
- Other colours:
All RAL colours available upon request against surcharge.

Rolf Benz 8480



- Coffee table,
Height 38 cm: Ø 40–45 cm,
Height 49 cm: Ø 40–45 cm
- Table top:
 - › Raw solid wood: Ash
 - › Solid wood, clear varnish,
ash pigmented black
- Frame:
 - Metal optionally: Steel high-gloss
chrome or Steel wet painted
matt RAL 9017 Traffic black

Rolf Benz 8550



- Side table with functions,
Height 45 cm: 58 x 42 cm
- Function:
- Optional height adjustment
(45 – 65 cm)
- Side table on rollers
- Table top:
 - › Optiwhite glass
 - › Parsol glass grey
 - › Wood veneer, clear varnish:
Oak, Oak, black pigmented,
American walnut
- Pillar:
 - Smooth steel, painted, matt:
RAL 9017 Traffic black,
RAL 7022 Umbra grey
- Base plate:
 - MDF painted, matt:
RAL 9017 Traffic black,
RAL 7022 Umbra grey

Rolf Benz 8710



- Coffee table in various sizes,
Height 38 cm: 80 x 80 cm,
100 x 100 cm, 120 x 80 cm
- Table top:
Clear glass, frosted glass,
ceramic (laminated on clear
glass) Calacatta or Emperador
extra
- Frame:
Polished chrome steel or silver
painted in matt:
Powder-coated:
RAL 9017 traffic black,
7022 umbra grey

Rolf Benz 8770



- Coffee table/side table,
Height 40 cm: Ø 42 cm,
Height 30 cm: Ø 80 or 95 cm
- Top:
 - › Parsol glass grey; Optiwhite
glass with painted underside:
RAL 9017 traffic black, RAL
7022 umbra grey or RAL 1020
olive yellow;
 - › Ceramic (bonded onto clear
glass) Calacatta or Emperador
extra
- Frame:
Smooth steel, powder-coated,
matt:
RAL 9017 traffic black,
RAL 7022 umbra grey,
RAL 1020 olive yellow

Rugs/Colours



131	Light grey	333	Anthracite	435	Dark grey green	M 60	Silver grey
132	Medium grey	334	Dark blue	436	Green blue	M 61	Grey
133	Anthracite	335	Dark grey green	437	Green grey	M 62	Anthracite
134	Dark blue	336	Green blue	438	Blue green	M 63	Pink-brown
135	Dark grey green	337	Green green	439	Green	M 64	Beige
136	Green blue	338	Blue green	440	Beige grey	M 40	Light grey-sand, mottled
137	Green grey	339	Green	441	Silver grey	M 41	Light grey-reed, mottled
138	Blue green	340	Beige grey	442	Mother-of-pearl	M 42	Mid grey-copper, mottled
139	Green	341	Silver grey	443	Sand	M 43	Mid grey, mottled
140	Beige grey	342	Mother-of-pearl	444	Beige	M 44	Dark grey-olive, mottled
141	Silver grey	343	Sand	445	Brown	M 45	Dark grey-brown, mottled
142	Mother-of-pearl	344	Beige	446	Grey brown	M 50	Light grey-sand mottled
143	Sand	345	Brown	447	Dark red	M 51	Light grey-reed mottled
144	Beige	346	Grey brown	448	Copper red	M 52	Mid grey-copper mottled
145	Brown	347	Dark red	449	Cognac	M 53	Mid grey mottled
146	Grey brown	348	Copper red	450	Gold	M 54	Dark grey-olive mottled
147	Dark red	349	Cognac	201	Mother-of-pearl		
148	Copper red	350	Gold	202	Silver grey		
149	Cognac	431	Light grey	203	Anthracite		
150	Gold	432	Medium grey	204	Medium grey		
331	Light grey	433	Anthracite	205	Powder		
332	Medium grey	434	Dark blue	206	Sand		

Because of printing reasons, colours shown may differ.
Please refer to the rug samples in the showroom.

Rugs Soloists

Rugs in the specified material/melanges, optionally in various colours.

Rolf Benz 7010 Pepita



- Face yarn: Pure new wool, Colours: M 60 – M 64
- Pile height and texture: Combination of two different fixed twine yarns, loop, shorn, 10 mm

Rolf Benz 7040 Puntino



- Face yarn: Pure new wool, Colours: M 40 – M 45
- Pile height and texture: Velours: hard-twist yarn, 18 mm

Rugs Soloists

Rugs in the specified material/melanges, optionally in various colours.

Rolf Benz 7050 Cappio



- Face yarn: Pure new wool, Colours: M 50 – M 55
- Pile height and texture: Loop, shorn: Hard twist yarn, 8 mm

Rolf Benz 7230 Elementi



- Face yarn: 70 % Pure new wool and 30 % Tencel, Colours: 331 – 350
- Pile height and texture: Velours 16 mm

Rugs design

Rugs with designs, optionally 100 % pure new wool or 100 % Tencel
Multiple colours can be individually combined from 20 colours

Rolf Benz 7060 Ponte



- Face yarn: 100 % Pure new wool (colours 131 – 150) or 100 % Tencel (Lyocell fibres by Lenzing) with stain guard, Colours 431 – 450
- Pile height and texture: Background pile 14 mm, design pile 10 mm

Rolf Benz 7290 Otto



- Face yarn: 100 % Pure new wool (colours 131 – 150) or 100 % Tencel (Lyocell fibres by Lenzing) with stain guard, Colours 431 – 450
- Pile height and texture: Base in velours 14 mm, Pattern loop 10 mm

Rugs design

Rugs with designs, optionally 100 % pure new wool or 100 % Tencel
Multiple colours can be individually combined from 20 colours

Rolf Benz 7180 Addit

Addit 1




Addit 2



Addit 3



Addit 4



- Face yarn: 100 % Pure new wool (colours 131 – 150) or 100 % Tencel (Lyocell fibres by Lenzing) with stain guard (colours 431 – 450)
- Pile height and texture: Velours 12 mm

Rugs Structure

Rug with structure, optionally in 100 % pure new wool or 100 % Tencel

Plain rugs

Rolf Benz 7310 Monte



- Face yarn: 100 % pure new wool (colours 131 – 150), 100 % pure new wool, strongly twisted and therefore especially hard-wearing (colours 201 – 206) or 100 % Tencel (lyocell fibres by Lenzing) with stain guard (colours 431 – 450)
- Pile height and texture: Velour 12 mm, Border: cut loops, 12 mm

Rolf Benz 7320 Diviso



- Face yarn: 100 % pure new wool (colours 131 – 150), 100 % pure new wool, strongly twisted and therefore especially hard-wearing (colours 201 – 206) or 100 % Tencel (lyocell fibres by Lenzing) with stain guard (colours 431 – 450)
- Pile height and texture: Large area: velour 12 mm, Small area: cut loops, 12 mm

Rugs Structure

Rug with structure, optionally in 100 % pure new wool or 100 % Tencel
Plain rugs

Rolf Benz 7330 Pari



- Face yarn: 100 % pure new wool (colours 131 – 150), 100 % pure new wool, strongly twisted and therefore especially hard-wearing (colours 201 – 206) or 100 % Tencel (lyocell fibres by Lenzing) with stain guard (colours 431 – 450)
- Pile height and texture: Velour 14 mm, Loops, 10 mm

Rolf Benz 7350 Solo




- Face yarn: 100 % Pure new wool (colours 131 – 150) or 100 % Tencel (Lyocell fibres by Lenzing) with stain guard (colours 431 – 450)
- Pile height and texture: Velour 12 mm, without textures

Rugs Structure

Rug with structure, optionally in 100 % pure new wool or 100 % Tencel
Plain rugs

Rolf Benz 7360 Tela



- Face yarn: 100 % Pure new wool (colours 131 – 150) or 100 % Tencel (Lyocell fibres by Lenzing) with stain guard (colours 431 – 450)
- Pile height and texture:
Main surface + pattern:
Velour 14 mm,
Pattern: Loop, shorn, 14 mm,
Pattern: Loop 10 mm

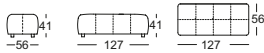
Rugs/Information

- **Formats:**
 - › All rugs (except ADDIT) are available in square and rectangular standard formats: 180 x 180 cm, 170 x 240 cm, 200 x 200 cm, 200 x 250 cm, 235 x 235 cm, 200 x 300 cm, 250 x 250 cm, 250 x 300 cm, 250 x 350 cm; there is also a round option with a diameter of 200 or 250 cm (except Tela). Non-standard sizes are possible.
 - › Dimensions rug Rolf Benz ADDIT: 150 x 150 cm, 150 x 200 cm, 200 x 200 cm; Non-standard sizes are possible.
- Deviating measurements:
 - › +/- 3 % lies within the range of tolerance
- **Cleaning of new wool**
 - A new rug may experience some shedding of surface fibres for the first few weeks. These originate from the hand-crafted production process, and are a sign of the delicate nature of the yarns used and the high quality of the rug. They can easily be removed through repeated vacuuming.
 - Daily cleaning: new wool is naturally dirt-resistant. Depending on the kind of dirt, the rug can be vacuum cleaned every day.
 - Thorough cleaning: every two to three years your rug should be thoroughly cleaned by a professional carpet cleaner.
 - Furniture Indentations: New wool fibres are naturally elastic and always return to their original form. If the rug should ever become indented simply spray the affected area with water and gently brush the pile back up if required. The indentations usually disappear completely after a few days.
- **Cleaning of Tencel**
 - Daily cleaning: the Tencel fibres are covered in a stain-resistant coating and are therefore dirt-repellent. Any spilt liquids should be dabbed up without delay; the surfaces can also be vacuumed each day, depending on the level of soiling.
 - Thorough clean: the carpet should be given a thorough professional clean every two to three years.

Rolf Benz 905 Upholstered bench



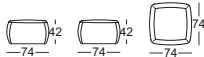
Upholstered bench 905/127



Rolf Benz 951 Upholstered bench



Upholstered bench 951 / 74x74



Rolf Benz 945 Footstool/Bench



01 Natural & orange



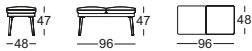
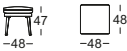
02 Grey & brown



04 Pepita



03 Black & white



Rolf Benz 950 Footstool



Footstool 950/45 x 45 x 45 cm



Footstool 950/73 x 73 x 42 cm

Rolf Benz 953 Footstool



Footstool 953/50 x 50 x 50 cm
181 Dark grey



Footstool 953/50 x 50 x 50 cm
224 Grey beige

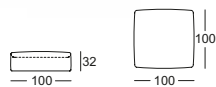


Footstool 953/50 x 50 x 50 cm
944 Green grey

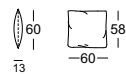


Footstool 953/50 x 50 x 50 cm
246 Ocher brown

Rolf Benz 950 Floor cushions



Rolf Benz 301 Cushion



Rolf Benz 950 Cushions



Square cushion



Rectangular cushion



Back cushion



Flanged cushion



Cushion



Back cushion



Back cushion mat



Flanged adjustable back cushion mat



High flanged adjustable back cushion mat




Flanged back cushion mat



Pad

Rolf Benz Plaids



952-02-17



952-02-19



952-02-20



952-02-21



130 x 200 cm,
100 % Fleece



952-06-00




952-06-02



952-06-11



952-06-21



130 x 185 cm,
100 % Extra fine
lambswool



952-06-44



952-06-72



952-06-79




962-10-16



962-10-52



962-10-93



200 x 240 cm,
50 % wool
50 % polyacrylic



963-01-01




963-01-02



963-01-03



963-01-04



170 x 120 cm,
100 % organic,
merino wool



963-02-01




963-02-02



963-02-03



963-02-04



250 x 100 cm,
100 % organic,
merino wool

Rolf Benz 940 Occasional table



Cream



Chocolate brown



Black



Sand

Rolf Benz 941 Tray



Walnut H81/RAL 8004 copper brown



Oak H98/RAL 7022 Umbra grey



Oak H70/RAL 1020 Olive yellow



Rolf Benz 936 Wall mirror



- Wall mirror with shelving, Height 80 cm: 80 x 18 cm
- Wall panel: Solid wood, clear varnish:
 - › Oak, black pigmented
 - › American walnut

- Shelving: Steel, fine structure, powder-coated, matt:
 - › RAL 7022 Umbra grey
 - › Marrone metallic



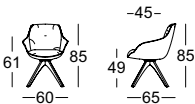
Chair Rolf Benz 600



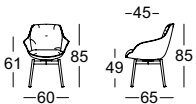
- Plastic seat shell, options:
 - › Umbra matt
 - › Anthracite matt
- Plastic seat shell covered with full-grain leather, options:
 - › Umbra grey
 - › Anthracite
 - › Medium-grey
 - › Crème
 - › Cappuccino
- Seat and back cushions foam-moulded in polyurethane foam
- Cover quilted underneath with non-woven polyester
- Four-leg solid wood, colorless painted, options:
 - › Oak
 - › Oak black pigmented
 - › American walnut
- Four-leg solid wood, colorless painted, rotatable, options:
 - › Oak
 - › Oak black pigmented
 - › American walnut
- Four-leg metal, smooth steel powder-coated matt, options:
 - › RAL 7022 Umbra grey
 - › RAL 9017 Traffic black
- Four-leg metal, smooth steel powder-coated matt, rotatable, options:
 - › RAL 7022 Umbra grey
 - › RAL 9017 Traffic black



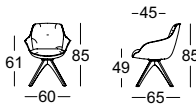
Dining armchair



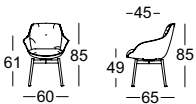
Chair plastic seat shell
Four legs wood



Chair plastic seat shell
Four legs metal



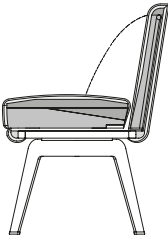
Chair full grain-leather
Four legs wood



Chair full grain-leather
Four legs metal

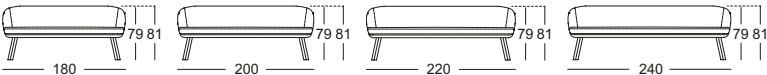


Bench Rolf Benz 629

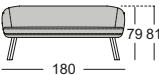


- Metal inner frame
 - Seat in polyurethane foam, built up in coordinated layers varying in height and firmness, covered in non-woven polyester
 - Back surface made from polyurethane foam, covered in polyester fleece
 - Leg metal, options:
Smooth steel,
powder-coated, matt:
 - › RAL 7022 Umbra grey
 - › RAL 9017 Traffic black
 - Leg solid wood, colorless painted, options:
 - › Oak
 - › Oak black pigmented
 - › American walnut
- ! Due to the way the furniture is designed, and its comfort level, some wrinkles and sitting pressure indentations are inevitable, even in top quality Rolf Benz upholstered furniture. All dimensions are approximate.

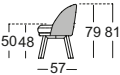
Bench




Body-bench




Back shell



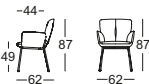
Chair Rolf Benz 655



- Seat and back with foam-moulded metal inner frame
 - Cover quilted underneath with non-woven polyester
 - Elastic webbing
 - Four leg circular tubular base metal:
 - › Smooth steel, powder-coated, matt options:
 - RAL 7022 Umbra grey
 - RAL 9017 Traffic black
 - › Fine-grain steel, powder-coated, matt silver
- ! Due to the way the furniture is designed, and its comfort level, some wrinkles and sitting pressure indentations are inevitable, even in top quality Rolf Benz upholstered furniture. All dimensions are approximate.



Chair



Body



Back shell



Chair Rolf Benz 650




- Seat and back made out of moulded wood
- Four leg circular tubular base metal:
 - › Smooth steel, powder-coated, matt options:
 - RAL 7022 Umbra grey
 - RAL 9017 Traffic black
 - › Steel high-gloss chrome
- Four leg solid wood, colorless painted, options:
 - › Oak
 - › Oak black pigmented
 - › American walnut
- **Chair with upholstery on seat and back**
 - › Seat and back made out of moulded wood
 - › Base variants see above
 - › Seat and back made of polyurethane foam, built up in coordinated layers varying in height and firmness and with a bonded non-woven polyester cover
 - › Seat cushions quilted underneath with non-woven polyester and a polyurethane padding
 - › All the covers in the Rolf Benz fabric and leather collection are available for this model versions
- **Chair with loose seat cushion**
 - › Textile covers available in
 - › 01 Grey beige
 - › 02 Beige grey
 - › 03 Black grey
 - › 04 Cement grey
 - › Premium imitation leather cover:
 - › 05 Grey beige
 - › 06 Anthracite-grey
 - › 07 Stone grey




Textile covers

- 01 Grey beige
- 02 Beige grey
- 03 Black grey
- 04 Cement grey



Artificial leather cover

- 05 Grey beige
- 06 Anthracite grey
- 07 Stone grey



Bar Stool Rolf Benz 650



- Seat and back made out of moulded wood
- Four leg circular tubular base metal:
 - › Smooth steel, powder-coated, matt options:
 - RAL 7022 Umbra grey
 - RAL 9017 Traffic black
 - › Steel high-gloss chrome
- Four leg solid wood, colorless painted, options:
 - › Oak
 - › Oak black pigmented
 - › American walnut
- Seat made of polyurethane foam, built up in coordinated layers varying in height and firmness and with a bonded non-woven polyester cover
- Seat cushions quilted underneath with non-woven polyester and a polyurethane padding
- All the covers in the Rolf Benz fabric and leather collection are available for this model versions

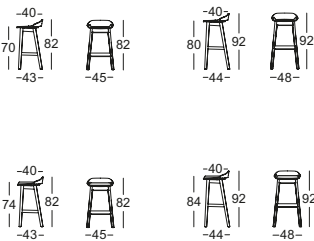
Barstool with loose seat cushion

- › Textile covers available in
 - › 01 Grey beige
 - › 02 Beige grey
 - › 03 Black grey
 - › 04 Cement grey
- › Premium imitation leather cover:
 - › 05 Grey beige
 - › 06 Anthracite-grey
 - › 07 Stone grey

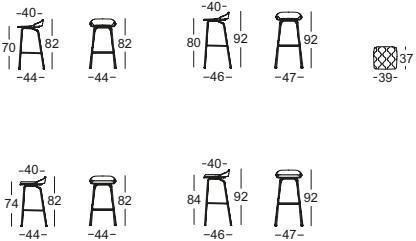
Barstool with upholstery on seat

- Seat and back made out of moulded wood
- Base variants see above

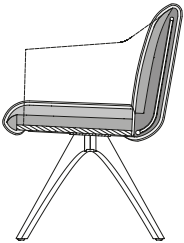
Bar Stool
Four legs wood



Bar Stool
Four legs metal



Chair Rolf Benz 640



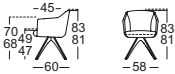
- Metal inner frame
- Seat support in wood materials
- Seat in polyurethane foam, built up in coordinated layers varying in height and firmness
- Back and side part with foam-moulded metal inner frame; the back is covered with an additional layer of soft foam
- Cover quilted underneath with non-woven polyester
- Four-leg solid wood, colorless painted, options:
 - › Oak
 - › Oak black pigmented
 - › American walnut
 - › American walnut, old grey pigmented
- Four-leg solid wood, colorless painted, rotatable, options:
 - › Oak
 - › Oak black pigmented
 - › American walnut
 - › American walnut, old grey pigmented
- Four-leg metal: Smooth steel, powder-coated, matt options:
 - › RAL 7022 Umbra grey
 - › RAL 9017 Traffic black
- Four-leg metal, rotatable: Smooth steel, powder-coated, matt options:
 - › RAL 7022 Umbra grey
 - › RAL 9017 Traffic black
- Cross foot metal:
 - › Smooth steel, powder-coated, matt options:
 - RAL 7022 Umbra grey
 - RAL 9017 Traffic black
 - › Steel high-gloss chrome

! Due to the way the furniture is designed, and its comfort level, some wrinkles and sitting pressure indentations are inevitable, even in top quality Rolf Benz upholstered furniture. All dimensions are approximate.

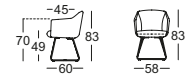
Seat heights available



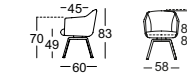
Dining armchair



Four legs wood
Oak,
black pigmented



Four legs wood
Oak



Four legs wood
American walnut



Four legs wood
American walnut,
old grey pigmented



Cross foot metal
RAL 9017



Cross foot metal
RAL 7022



Cross foot metal
high-gloss chrome



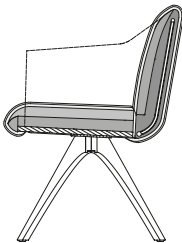
Four legs metal
RAL 9017



Four legs metal
RAL 7022



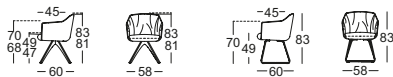
Chair Rolf Benz 641



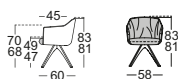
Seat heights available

- Metal inner frame
 - Seat support in wood materials
 - Seat in polyurethane foam, built up in coordinated layers varying in height and firmness
 - Back and side part with foam-moulded metal inner frame; the back is covered with an additional layer of soft foam
 - Cover quilted underneath with non-woven polyester
 - Four-leg solid wood, colorless painted, options:
 - › Oak
 - › Oak black pigmented
 - › American walnut
 - › American walnut, old grey pigmented
 - Four-leg solid wood, colorless painted, rotatable, options:
 - › Oak
 - › Oak black pigmented
 - › American walnut
 - › American walnut, old grey pigmented
 - Four-leg metal: Smooth steel, powder-coated, matt options:
 - › RAL 7022 Umbra grey
 - › RAL 9017 Traffic black
 - Four-leg metal, rotatable: Smooth steel, powder-coated, matt options:
 - › RAL 7022 Umbra grey
 - › RAL 9017 Traffic black
 - Cross foot metal:
 - › Smooth steel, powder-coated, matt options:
 - RAL 7022 Umbra grey
 - RAL 9017 Traffic black
 - › Steel high-gloss chrome
- ! Due to the way the furniture is designed, and its comfort level, some wrinkles and sitting pressure indentations are inevitable, even in top quality Rolf Benz upholstered furniture. All dimensions are approximate.

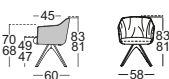
Dining armchair



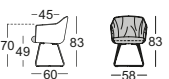
Body dining armchair



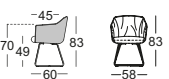
Backrest shell



Body dining armchair



Backrest shell



Four legs wood
Oak,
black pigmented



Four legs wood
Oak



Four legs wood
American walnut



Four legs wood
American walnut,
old grey pigmented



Four legs metal
RAL 9017



Four legs metal
RAL 7022



Cross foot metal
RAL 9017



Cross foot metal
RAL 7022



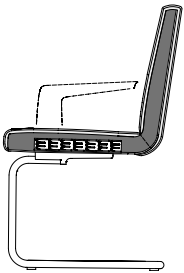
Cross foot metal
high-gloss chrome



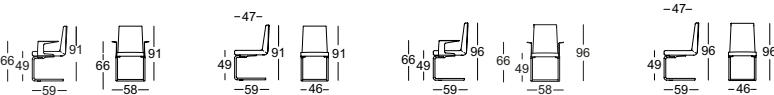
Chair Rolf Benz 620



- Cover
 - Fibreglass-strengthened plastic seat and back piece. Back with moulded polyurethane foam. Seat with embedded micro-coiled springs and moulded polyurethane foam on top. All foam pieces covered with polyester fleece
 - Connector joining seat piece and leg frame made from sand-blasted, cast aluminium
 - Leg versions, options:
 - Leg metal, options:
 - › Steel matt chrome
 - › Steel high-gloss chrome
 - Cantilever chair rectangular tubular metal, options:
 - › Steel matt chrome
 - › Steel high-gloss chrome
 - Armrest available in two surcharge variants:
 - 1. Veneered moulded plywood
 - 2. Leather covered
- ! Due to the way the furniture is designed, and its comfort level, some wrinkles and sitting pressure indentations are inevitable, even in top quality Rolf Benz upholstered furniture. All dimensions are approximate.



Seat heights available



Round tubular swing
frame matt chrome



Round tubular swing
frame gloss chrome



Square tubular swing
frame matt chrome



Square tubular swing
frame gloss chrome



Side element version
leather covered



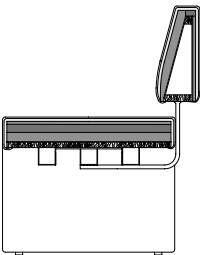
Side element version
Oak, black pigmented



Side element version
American walnut

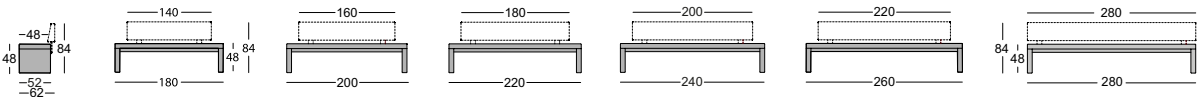


Bench Rolf Benz 620

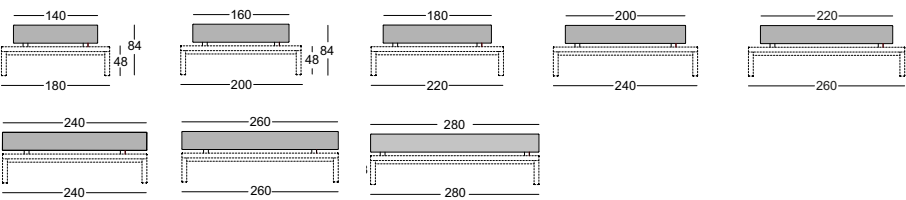


- Cover
 - Seat with visible metal frame made from steel tubing, painted with a textured surface
 - Seat made from polyurethane foam, constructed in layers of different thicknesses and firmnesses, matched to one another, and covered with polyester fleece
 - Back with wooden frame inside
 - Back surface made from polyurethane foam, covered in polyester fleece
 - Visible connectors joining seat and back made from steel, finished in a choice of matt or gloss chrome
 - Leg types – a choice of:
 - › covered end-piece
 - › Foot metal – a choice of:
 - steel high-gloss chrome
 - smooth steel painted matt silver
- ! Due to the way the furniture is designed, and its comfort level, some wrinkles and sitting pressure indentations are inevitable, even in top quality Rolf Benz upholstered furniture. All dimensions are approximate.

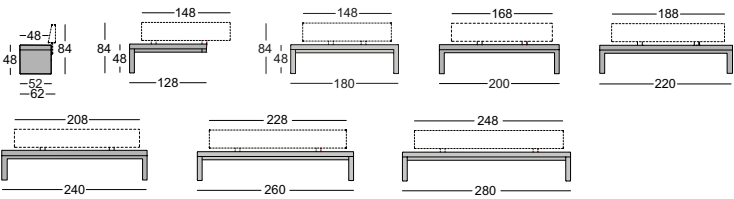
Bench, optionally with or without back



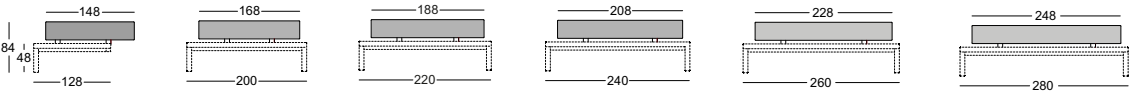
Back sizes for bench



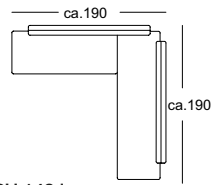
Corner seat, optionally with or without back



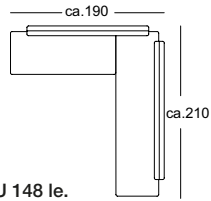
Back sizes for corner seat



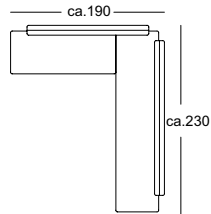
Combination examples



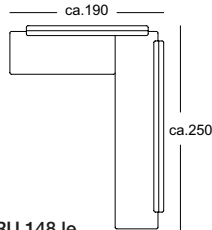
A-BA 128/RU 148 le.
EA-BA 180/RU 148 ri.



A-BA 128/RU 148 le.
EA-BA 200/RU 168 ri.



A-BA 128/RU 148 le
EA-BA 220/RU 188 ri.



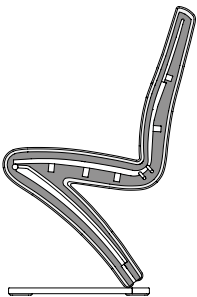
A-BA 128/RU 148 le.
EA-BA 240/RU 208 ri.



- Seat and back with foam-moulded metal innerframe and with additional layer of soft foam
- Cover quilted underneath with non-woven polyester
- Cantilever base

- Frame metal, options:
 - › Steel matt chrome
 - › Steel high-gloss chrome
 - › Steel, fine structure, powder-coated, matt RAL 9017 traffic black

! Wave formation and depressions in the seat area are unavoidable, due to comfort and design reasons, even in high quality Rolf Benz upholstered furniture. All measurements are approximate.



Matt chrome



High-gloss chrome



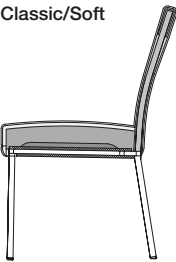
Black



Chair Rolf Benz 651



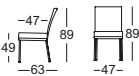
Classic/Soft



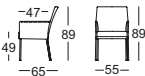
- Metal inner frame
 - Elastic webbing
 - Seat in polyurethane foam, built up in coordinated layers varying in height and firmness
 - Seat cover quilted underneath with non-woven polyester
 - Back with metal inner frame covered with charmeuse and with a core of polyurethane foam
- Four-leg metal, options:
 - › Fine-grain steel, powder-coated, matt silver
 - › Smooth steel, powder-coated, matt options:
 - RAL 7022 Umbra grey
 - RAL 9017 Traffic black

! Due to the way the furniture is designed, and its comfort level, some wrinkles and sitting pressure indentations are inevitable, even in top quality Rolf Benz upholstered furniture. All dimensions are approximate.


Chair



Chair with armrest

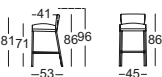


Bar Stool Rolf Benz 651



- Metal inner frame
 - Elastic webbing
 - Seat in polyurethane foam, built up in coordinated layers varying in height and firmness
 - Seat cover quilted underneath with non-woven polyester
 - Back with metal inner frame covered with charmeuse and with a core of polyurethane foam
- Four-leg metal, options:
 - › Fine-grain steel, powder-coated, matt silver
 - › Smooth steel, powder-coated, matt options:
 - RAL 7022 Umbra grey
 - RAL 9017 Traffic black

! Due to the way the furniture is designed, and its comfort level, some wrinkles and sitting pressure indentations are inevitable, even in top quality Rolf Benz upholstered furniture. All dimensions are approximate.



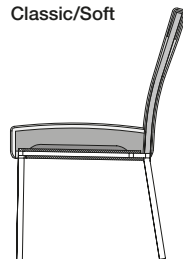
Chair Rolf Benz 652



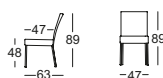
- Metal inner frame
- Classic: Seat support in wood materials
- Soft: Elastic webbing
- Seat in polyurethane foam, built up in coordinated layers varying in height and firmness
- Seat cover quilted underneath with non-woven polyester
- Back with metal inner frame covered with charmeuse and with a core of polyurethane foam

- Four-leg metal, options:
 - › Fine-grain steel, powder-coated, matt silver
 - › Smooth steel, powder-coated, matt options:
 - RAL 7022 Umbra grey
 - RAL 9017 Traffic black
- ! Due to the way the furniture is designed, and its comfort level, some wrinkles and sitting pressure indentations are inevitable, even in top quality Rolf Benz upholstered furniture. All dimensions are approximate.

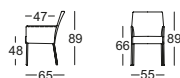
Classic/Soft



Chair




Chair with armrest



- Metal inner frame
- Elastic webbing
- Seat in polyurethane foam, built up in coordinated layers varying in height and firmness
- Seat cover quilted underneath with non-woven polyester
- Back with metal inner frame covered with charmeuse and with a core of polyurethane foam

- Four-leg metal, options:
 - › Fine-grain steel, powder-coated, matt silver
 - › Smooth steel, powder-coated, matt options:
 - RAL 7022 Umbra grey
 - RAL 9017 Traffic black
- ! Due to the way the furniture is designed, and its comfort level, some wrinkles and sitting pressure indentations are inevitable, even in top quality Rolf Benz upholstered furniture. All dimensions are approximate.



Seat heights available



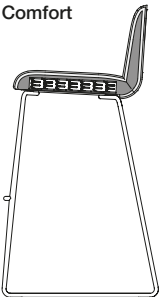
Bar Stool Rolf Benz SINUS



Classic



Comfort



- Cover quilted underneath with non-woven polyester
 - Seat and back support shell in plastic. Seat and back in shaped polyurethane foam
 - Classic: Seat contains additional insert of polyurethane foam
 - Comfort: Seat contains insert of micro springs
 - Runner metal, options:
 - › Steel high-gloss chrome
 - › Steel matt chrome
 - Circular base metal:
 - › Steel high-gloss chrome
- ! Due to the way the furniture is designed, and its comfort level, some wrinkles and sitting pressure indentations are inevitable, even in top quality Rolf Benz upholstered furniture. All dimensions are approximate.

Skid – matt- or gloss chrome
2 seat heights available

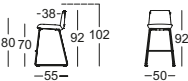


Plate leg – return mechanism
2 seat heights available

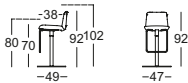
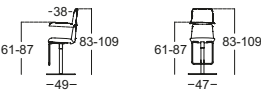


Plate leg – swivel mechanism



Function

Adjustable height



Rolf Benz 900



- Dining table, Height 75 cm
 - › Rectangular (four leg): 180, 200 or 220 cm x 105 cm
 - › Round (four leg): Ø 120 or Ø 140 cm
 - › Amorphous (four leg): 190 cm x 127 cm
- Table top: Solid wood, colorless painted, options: Oak, Oak black pigmented, American walnut
- Frame:
 - › Solid wood, colorless painted, options: Oak, Oak black pigmented, American walnut
- Varnished oak: RAL 9017 Traffic black, RAL 7022 Umbra grey

Rolf Benz 957



- Dining table/Fixed and extendable table: Height 75 cm: 180, 200, 220, 240 x 100 cm (Double leaf: 50 x 50 cm)
- Table top:
 - › Solid wood, colorless painted, options: Oak, Oak black pigmented, American walnut
 - › Ceramic (bonded onto MDF, painted in RAL 7022 Umbra grey): Calacatta or Emperador Extra
- Extension leaf: The table top and extension leaf are always made of the same type of material (only wood or only ceramic), so that the design of the extension leaf is the same as the design of the main table tops.
- The consistency of the table top's structure is not guaranteed.
- Frame: Solid wood, colorless painted, options: Oak, Oak black pigmented, American walnut

Rolf Benz 909



- Dining table, Height 75 cm
Oval (four leg): 200, 220 or 240 cm x 105 cm, Round (four leg): Ø 110 or Ø 130 cm, Triangular (three leg): 150 x 130 cm
- Table top:
Solid wood, oiled: Oak, Oak black pigmented, American walnut
- Frame:
Solid wood, colorless painted: Oak, Oak black pigmented, American walnut
- Possible combinations (table top + frame):
 - › Oak + oak or oak black pigmented
 - › Oak black pigmented + Oak black pigmented
 - › American walnut + American walnut or oak black pigmented

Rolf Benz 929



- Dining table, Height 75 cm:
200, 220, or 240 cm x 110 cm
- Table top:
 - › Solid wood, oiled:
Oak, Oak black pigmented, American walnut
 - › Natural stone, in leather finish:
Carrara, Graphite Brown
- Frame:
Smooth steel, matt painted:
RAL 7022 Umbra grey,
RAL 9017 Traffic black

Rolf Benz 924



- Dining table, Height 75 cm:
180, 200, 220, 240 x 98 cm
- Table top:
 - › with straight or bevelled edge:
Solid wood colorless painted:
Oak, oak black pigmented,
European walnut, European
walnut old grey
 - › Natural branching and cracks
in the solid wood are filled with
black synthetic resin, and have
a rustic appearance. The ver-
sions with a table length of 240
cm are also available with side
sections set outside.

Rolf Benz 965



- Dining table, Height 75 cm:
200, 220 x 110 cm (oval),
Ø 110 oder Ø 130 cm
- Table top:
Solid wood, oiled: Oak,
oak black pigmented,
American walnut
- Frame:
 - › Solid wood colorless painted:
Oak, oak black pigmented,
American walnut
(identical to table top)
 - › Natural branching and cracks
in the solid wood are filled with
black synthetic resin, and have
a rustic appearance.

Rolf Benz 969



- Dining table, Height 75 cm:
180, 200, 220, 240 x 98 cm
- Table top (37 mm):
 - › Solid wood brushed, oiled: Oak, oak smoked pigmented
 - › The natural movements and cracks in solid wood are filled with black synthetic resin to give a rustic appearance
- Frame:
Fine-grain steel, powder-coated, matt RAL 7021 Black grey

Rolf Benz 964



- Dining table, Height 75 cm:
200, 220 or 240 x 98 cm,
Ø 110 or Ø 130 cm
- Table top:
Solid wood, oiled: Oak, oak black pigmented, American walnut
 - › Natural branching and cracks in the solid wood are filled with black synthetic resin, and have a rustic appearance.
- Frame:
Metal connectors:
powder-coated steel:
 - › RAL 9017 Traffic black
 - › RAL 7022 Umbra grey

Rolf Benz 986



- Dining table made of natural stone with or without rotating tray, Height 75 cm: Ø 160 cm (rotating tray Ø 80 cm) or 180 cm (rotating tray Ø 100 cm)
- Table top: Natural stone in graphite brown leather finish or carrara leather finish
- Rotating plate: Natural stone in graphite brown leather finish or carrara leather finish

Rolf Benz 988



- Dining table, Height 75 cm: 220, 240 or 260 cm; Width: 107 or 120 cm
- Table top (40 mm): Solid wood choice of colorless painted or oiled: Oak, oak black pigmented or American walnut
- Frame: Solid wood colorless painted: Oak, oak black pigmented or American walnut, identical to table top

Rolf Benz 8950



- Dining table, Height 76 cm:
190 x 98 cm or 220 x 98 cm, oval,
Height 76 cm: 120 cm, 140 cm or
160 cm, round
- Table top (29 mm): Solid wood
oiled: Oak or American walnut;
Solid wood, colorless painted:
Oak black pigmented; MDF
painted in pure white or black
- Pillar:
Shaped polyurethane
RAL 9010 Pure white or
RAL 9017 Traffic black
- Base:
 - › Metal painted RAL 9010 Pure
white or RAL 9017 Traffic black
 - › On the round table with a diam-
eter of 140 cm, the metal base
plate does not project beyond
the base, unlike the table with
a diameter of 120 cm and
160 cm, where the base plate
projects beyond the base.

Rolf Benz 935



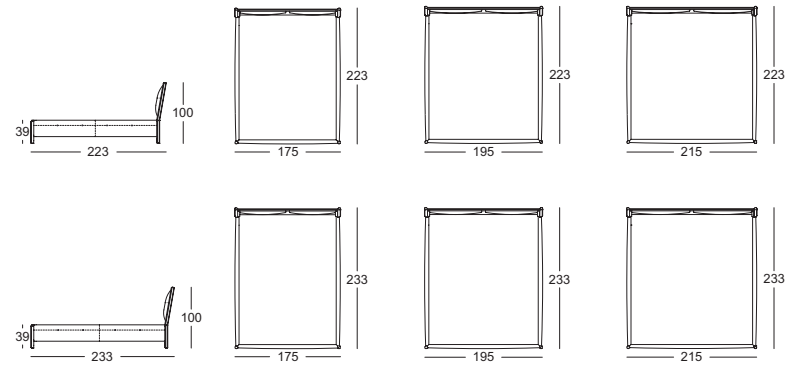
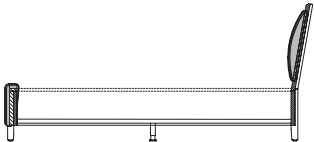
- Bar table range, Height 100 cm:
65 x 65 cm or 65 x 130 cm,
height 111 cm: 65 x 65 cm or
65 x 130 cm
- Table top:
Solid wood, oiled: Oak, oak black
pigmented, American walnut
- Frame:
Smooth steel, powder-coated,
matt options:
RAL 7022 Umbra grey or
RAL 9017 Traffic black;
Height-adjustable glides in
black (pre-assembled)

Bed Rolf Benz JARA

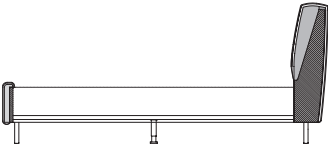


- Headrest overlayed with polyurethane foam and covered with polyester fleece
- Metal and wood internal framework overlayed with polyurethane foam and covered with polyester fleece
- Frame solid wood, colorless painted, options:
 - › Oak
 - › Oak black pigmented
 - › American walnut

! Rolf Benz also offers the option of different sleep systems for the new beds. If you have any questions regarding suitable mattresses, slatted frames or Boxspring Inside, please contact a specialist dealer.

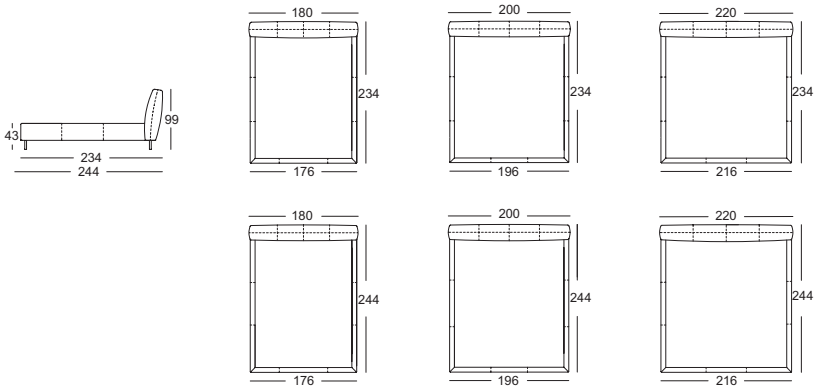


Bed Rolf Benz 50



- Headrest overlayed with polyurethane foam and covered with polyester fleece
- Metal and wood internal framework overlayed with polyurethane foam and covered with polyester fleece
- Single leg smooth steel, powder-coated, painted in matt:
 - › RAL 9017 Traffic black
 - › Ochre beige metallic

! Rolf Benz also offers the option of different sleep systems for the new beds. If you have any questions regarding suitable mattresses, slatted frames or Boxspring Inside, please contact a specialist dealer.

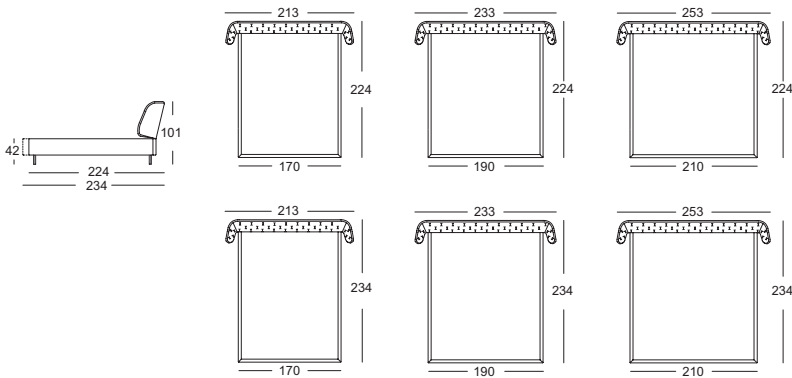
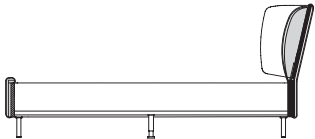


Bed Rolf Benz SONO



- Wooden inner frame
- Cover quilted underneath with non-woven polyester
- Single leg smooth steel, powder-coated, painted in matt:
 - › RAL 9017 Traffic black
 - › Ochre beige metallic

! Rolf Benz also offers the option of different sleep systems for the new beds. If you have any questions regarding suitable mattresses, slatted frames or Boxspring Inside, please contact a specialist dealer.

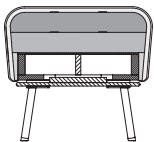


Bench Rolf Benz 918



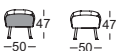
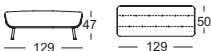
- Wooden inner frame
- Seat in polyurethane foam, built up in coordinated layers varying in height and firmness
- Cover quilted underneath with non-woven polyester
- Single foot smooth steel, powder-coated, matt optionally:
 - › RAL 9017 Traffic black
 - › Ochre beige metallic

! Due to the way the furniture is designed, and its comfort level, some wrinkles and sitting pressure indentations are inevitable, even in top quality Rolf Benz upholstered furniture. All dimensions are approximate.

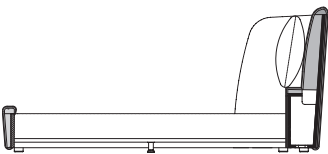


Body-bench
(Seat pad)

Seat shell outside



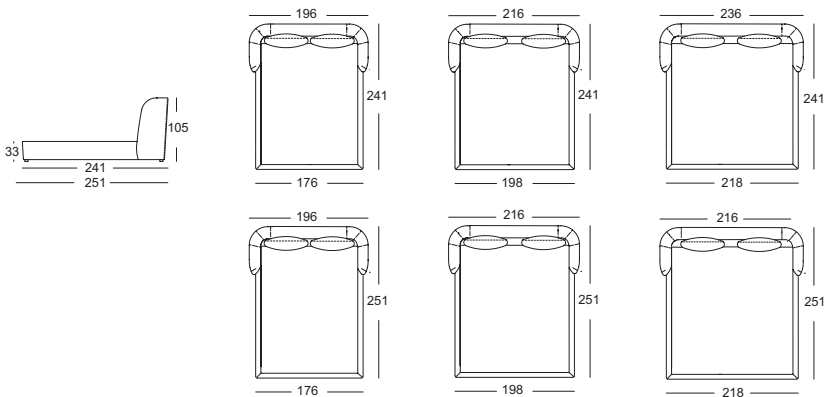
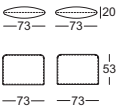
Bed Rolf Benz TONDO



- Wooden inner frame
- Cover quilted underneath with non-woven polyester
- Plastic glides

! Rolf Benz also offers the option of different sleep systems for the new beds. If you have any questions regarding suitable mattresses, slatted frames or Boxspring Inside, please contact a specialist dealer.

Back cushion set
73x53



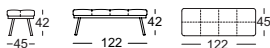
Bench Rolf Benz 917



- Wooden inner frame
- Seat pad in polyurethane foam
- Cover quilted underneath with non-woven polyester
- Frame solid wood, clear varnish, optionally:
 - › Oak
 - › Oak, black pigmented
 - › American walnut

! Due to the way the furniture is designed, and its comfort level, some wrinkles and sitting pressure indentations are inevitable, even in top quality Rolf Benz upholstered furniture. All dimensions are approximate.

Bench





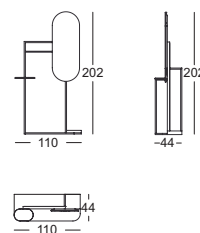
- Sculptural valet stand
- Dimensions:
Height 160 cm: 43 x 25 cm
- Finish: Steel, fine structure, powder-coated, matt options:
 - › RAL 9017 Traffic black
 - › RAL 7022 Umbra grey
 - › Marrone metallic



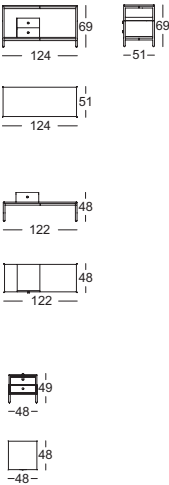
- Valet stand
- Dimensions:
Height 202 cm: 110 x 44 cm
- Frame: Smooth steel, matt painted, either:
 - › RAL 9017 Traffic black
 - › RAL 7022 Umbra grey
- Clothes rail: Steel high-gloss chrome
- Mirror back: MDF, painted, either:
 - › RAL 9017 Traffic black
 - › RAL 7022 Umbra grey

- Base/storage: Solid wood, clear varnish, either:
 - › Oak
 - › Oak, black pigmented
 - › American walnut
 Optional additional storage in painted MDF: Ochre beige metallic
- Lateral metal rod: smooth steel, painted, matt: if you choose shelving in ochre beige metallic, this is also in ochre beige metallic; otherwise, it matches the frame colour.

Rolf Benz 907

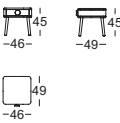


Rolf Benz 914



- Bedside table, sideboard and lowboard
- Dimensions:
 - › Bedside table: Height 49 cm or 47 cm (without optional table top): 48 x 48 cm
 - › Sideboard: Height 69 cm: 124 x 51 cm
 - › Lowboard: Height 48 cm: 122 x 48 cm
- Table top:(optional):
 - Buffed natural stone:
 - › Carrara
 - › Graphit Brown
- RAL 7022 Umbra grey
 - › Oak
 - › Oak black pigmented
 - › American walnut
- Drawer optional right or left: MDF painted matt: RAL 7022 Umbra grey
- Frame: Smooth steel, painted, matt:
 - › RAL 9017 Traffic black
 - › RAL 7022 Umbra grey
 - › Ochre beige metallic
- Handles: Smooth steel, painted, matt (in frame color)

Rolf Benz 916



- Bedside table with drawer with softclosing mechanism, coordinates with the 1400 TONDO bed
- Dimensions:
 - Height 45 cm: 46 x 49 cm (The body is square (46 x 46 cm); different depth due to the handle)
- Body/frame/drawer (front + sides): Solid wood, clear varnish:
 - › Oak
 - › Oak, black pigmented
 - › American walnut
- Handles: Solid wood (beech), coloured paint, either:
 - › RAL 9017 Traffic black
 - › RAL 7022 Umbra grey
 - › RAL 7001 Silver grey
 - › Ochre beige metallic
- Felt inlay for drawer:
 - › Beige grey

Rolf Benz Colour Chart

Wood types



Colour-treated wood




The wooden surfaces are oiled or varnished, depending on the product. More information can be found under the respective products in our price list or on our homepage www.rolf-benz.de


Glass




Natural stones



Graphit Brown



Carrara



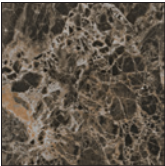
Slate

Natural stone veneer



Sandstone

Ceramic



Emperador Extra



Calacatta, polished


Other colours




Ochre-beige metallic



Bronze




Brillant black



Marrone metallic

Important note: For technical printing reasons, the colours displayed here may be different. Please refer to the swatches in the furniture centre. To see which versions are available, please refer to the sales documents in the furniture centre and/or the product descriptions in the technical section of this catalogue.


Paintwork colours



RAL 1020



RAL 3011



RAL 3012




RAL 5003



RAL 5020



RAL 6003



RAL 7001




RAL 7011




RAL 7021




RAL 7022



RAL 7032




RAL 7047




RAL 8004



RAL 8019



RAL 9003



RAL 9010



RAL 9017

Information on Material

- Glass
 - › Material properties/workmanship
Our tables are produced using only high-grade glass table tops manufactured using the float technique. All table top edges are ground, polished and slightly chamfered. We wish to point out that glass table tops are not scratchproof, and that scratches may appear in daily use.
- Matt glass
 - › Our matt glass table tops are produced on the basis of our plain glass panels. The special look of the matt table tops is achieved by sand blasting, followed by lacquering or etching processes. They offer the benefit over plain glass panels of being less sensitive to noticeable finger marks.
- Chrome
 - › Chrome plated surfaces comprise a nickel chrome layer combination. The combination of different chemical and mechanical properties in these two coating materials protects metal components against stress and lends the metal a decorative appearance.
- Stainless steel
 - › Due to their composition – iron and alloy additives such as chrome, nickel and molybdenum – stainless steel qualities are protected from corrosion. Stainless steels demonstrate outstanding strength and resistance to acid, alcohol, salt and oil.
- Aluminium/Cast aluminium
 - › Aluminium profiles are manufactured from drawn or extruded solid material to a high standard of quality and purity. The aluminium profiles used by us are additionally anodized. These surfaces are particularly hard and able to withstand extreme stress. Frames and legs are frequently produced using the sand casting technique and then sealed by stove enamelling. A typical quality characteristic are surfaces left in their original grey as-cast condition in which small metal inclusions and shrinkage cavities may be visible.
- Natural stone
 - › We now put a great deal of effort into sourcing our natural stone from quarries all over the world, and working it. Rock formed millions of years ago as our planet evolved. So every piece of stone is unique. Our stone is cut and ground exclusively using diamond discs and water, polished or leathered, and nothing more than natural wax is used to protect it from getting dirty too quickly.
- Ceramic
 - › Ceramic is an inorganic, non-metallic material with lots of positive features. Items made of ceramic are natural, recyclable and, therefore, environmentally friendly. During production, the individual raw material components are prepared first of all with the aim of achieving a working mass that is as homogeneous, fluid and bubble-free as possible. This is then shaped, dried and fired. The ceramic tile is then given a thin glazing which makes the porous clay forms almost waterproof, creating a surface that can be cleaned easily. Ceramic is especially resistant to scratches and abrasion. Its properties are not affected by intensive use nor by frequent cleaning. The material is resistant to organic and inorganic solvents, disinfectants and detergents. Ceramic surfaces are heat-resistant and can withstand high temperatures. Ceramic products remain stable even in changing climatic conditions. The ceramic tile is also UV light-resistant because it does not contain any organic dyes.
- Metal surfaces
 - › Large-scale metal surfaces are always painted with textured paint due to the higher requirements on durability. Smaller cross-sections and surfaces are painted with gloss paint. Slight deviations may occur even with standardised colours due to the shape of the surface.

Information on wood material

- Rolf Benz processes two different kinds of wood: oak and walnut. We place great value on the appearance of veneer and solid wood which authentically reflects the natural characteristics of each type of wood. Solid wood really means solid wood at Rolf Benz. The wood is processed just as it is, in its natural state. No plywood is used.
- Colour variations in wood are a natural occurrence. So allowances have to be made in the material in relation to consistency of colour and reproducibility of texture and grain. This applies in particular to solid wood, because it is hardly possible to guarantee consistency throughout all surfaces. The result of this is that the colour of different sections of a piece of furniture can differ from each other.
- Veneered furniture has a more homogenous surface. But even here, in spite of a rigorous selection process, there may still be perceptible differences in individual bundles of veneer. The consequence of this is that the colour of furniture made of the same type of wood only matches exactly in exceptional cases.
- Samples, exhibits or photographs can therefore only be a guide to the final appearance of colour and textures. Normally, the appearance looks perceptibly different. This emphasises the high level of quality and individuality of every wood surface. Every wooden panel, regardless whether it is solid wood or veneered, is a unique and individual piece.
- All our wood is selected by specialists in accordance with the guidelines of the German Furniture Quality Association (Deutsche Gütegemeinschaft Möbel) and the valid DIN standards
- Wood and ecology:
Wood grows on trees - literally. However, in recent years commercial interests have led to depletion in some areas of the world, leaving gaping wounds in forests. That's why Rolf Benz ensures that the material it uses comes from responsibly managed sources. Our wood comes from the sustainable forestry sectors of Europe and North America. The way in which veneer and solid wood (which comes from the top end of the tree) is processed is not just an issue of aesthetics. For us, it's rather to do with using the wood available on the market responsibly. Wood is much more valuable than what it costs!

Worth Knowing

- Just take a look behind the perfect design, and you will discover the quality at the heart of every piece of Rolf Benz furniture. It takes exactly the right feeling for shape and design to create a classic. To construct it, you need one thing in particular: experience. We have been perfecting

our furniture for more than 50 years, continually developing the structural design, upholstery and covers. The result is superb quality, “made in Germany”, unmistakably Rolf Benz, and palpable in every centimetre of your sofa. Discover for yourself the secret of this incredibly com-

fortable sitting experience and outstanding durability. Learn to appreciate the differences in the way upholstery is constructed. Understand that leather isn’t just leather. And find out which sofa is the best match for you and your own lifestyle.

Upholstery

- What is it that makes a Rolf Benz sofa so incredibly comfortable? You can tell that a sofa is made by Rolf Benz just by looking at it – but you can feel it even more. What’s concealed within are decades of experience as well as the highest standards in quality and workmanship thanks to excellent professionals and innovative technologies. Together, these quality characteristics form the basis of the legendary Rolf Benz seating comfort. We divulge the secrets of good sitting below and help you find the right upholstery for you.
 - › Casual upholstery. We at Rolf Benz like it casual – for a good reason. It means that in contrast to firm upholstery, you can sit in the sofa, instead of on it. The top-quality craftsmanship allows your body weight to spread evenly over the entire surface, and so guarantees you a sitting experience that it is ergonomically correct and

healthy. Because we want the best for you: the best possible sitting comfort.

- › Springing system. Only a question of design: which variant of springing system is used in your sofa is a matter of minor importance in relation to the ultimate sitting comfort. It provides a pleasant “give” when you sit down and stand up. It’s only the shape of the sofa that influences the master upholsterer’s choice of springing system – pocket springs, sinuous steel springs or another type of springing system. It is the construction of the upholstery that is responsible for the quality of the sitting experience.
- › Construction of upholstery. In the search for the perfect sitting comfort, Rolf Benz developed a method of building up a seat layer by layer, like a sandwich. You can feel the advantages of this technique today when you sit on any Rolf Benz sofa. Per-

fectly coordinated combinations of foam, put together by hand, are the secret of this layered seat construction. Cold foam, moulded foam, soft foam and block foam ensure the best possible sitting experience at every point, over the whole depth of the sofa. You could have a firm seat at the front and soft at the back – exactly how you want it. And Rolf Benz maintains the shape with the upholstery cover too – between the layers of the seat and the cover fabric. The carefully laminated nonwoven used allows it to stretch evenly. Even when it is used over a long period, the high-quality special foam maintains its original volume. With some of our sofa ranges, you can choose an even softer sitting experience thanks to an additional layer of patented foam rods which provide the squashy soft surface you are looking for. The result: perceptibly more comfortable sitting.

- Why is Rolf Benz upholstery so durable? The best quality materials, first-class craftsmanship, and a marked quality awareness – there are plenty of reasons why Rolf Benz upholstery is so durable. Above all, it has to do with the especially high density of the foam. More density = longer lasting pleasure in your sofa. This simple formula puts it in a nutshell. Because it is above all the density and not the firmness of a foam that determines what the quality, durability and dimensional stability are. The German Furniture Quality Assurance Association (Deutsche Gütegemeinschaft Möbel, DGM) has introduced its own quality standards in this respect (= backrest upholstery gross density > 28 kg/m³, seat upholstery gross density > 35 kg/m³): these are not only complied with by Rolf Benz, they are often exceeded. As far as you are concerned, this means a level of quality way above the average, and a top sitting comfort that will last for many years.
- What should you be aware of when choosing upholstery? It's best to base this decision on how you feel when sitting. As a general rule, the softer the upholstery structure and the upholstery cover, the softer the seating in the sofa. On the other hand, firmer upholstery makes sitting down and getting up easier since you "sink down" less deeply into the sofa.. True to the motto "you should sit in a sofa, not on it", various kinds of waviness in the cover and depressions in the seat – depending on the model – may typically occur. They are not a quality defect. We recommend that you take advice from our retail partners' qualified staff, and allow yourself plenty of time to try out the seating for yourself.



- **Quality standards**
of the German Association of Quality Furniture
 - › Back padding
gross specific gravity
> 28 kg/m³
 - › Seat padding
gross specific gravity
> 35 kg/m³
- **Rolf Benz standards**
 - › Back padding
gross specific gravity
> 28 – 50 kg/m³
 - › Seat padding
gross specific gravity
> 35 – 80 kg/m³

Cover Materials

- Why does Rolf Benz offer such a huge choice of different cover materials? Our customers' taste is just as varied as their homes. That's why Rolf Benz offers you around 200 fabric covers and 100 leather covers, so that you can customise your chosen furniture to match your personal style. Because only the right combination of materials and colours help to show off design and space to the best effect – which makes you happy. This section is designed to help you with the important decision of finding the right fabric or the right leather for your wishes.
- What should you be aware of when choosing cover materials? Not every cover in your favourite colour will be the right one for you. There are external factors such as wear, use and environment to be taken into account when making your choice of cover. For instance where strong sunlight comes in through large windows, you will need to choose a cover that is colour-fast. Also, the halogen light from a reading lamp can cause colours to fade – and that may result in the need for additional maintenance. For families with children, tough cover materials that are easy to care for are more suitable than fine natural leathers in light colours. So before you buy, consider where your upholstered furniture will eventually be positioned, and what requirements it needs to fulfil.
- Why are there so many leather and fabric tests at Rolf Benz? You can only guarantee long-term pleasure in your cover if it has been subjected to regular stringent material tests. Light fastness, rub fastness, pilling characteristics and abrasion resistance are the four main test criteria a cover has to fulfil before it meets the Rolf Benz quality requirements. In some cases, these are well above

the standards of the German Association of Quality Furniture [Deutsche Gütegemeinschaft Möbel (DGM)] . Many of the fabrics and leathers on the market seem at first sight to have excellent properties in terms of comfort, yet they do not conform to the Rolf Benz standards test. Every cover material is therefore painstakingly examined in an exhaustive series of tests before it can be incorporated in the Rolf Benz cover collection. You will find all the test results on the four test areas, together with further important information, as well as the typical and functional characteristics, on the back of the relevant sample in the Rolf Benz fabric trolley. Please do read through this information carefully before making your decision. We are keen to make sure that you decide on the right cover material, one that meets both your preferences and also your requirements – so that you will enjoy your sofa for years to come.

ROLF BENZ

Nappa leather with pigmented finish
Thickness: 1,0–1,2 mm

Service properties and fabric characteristics • Visible colouring and structural differences exist • Protect from the effects of sun and the direct incidence of light. Avoid excessively dry atmospheres

38.711

COMFORLUX
supra

South German cowhide

Outstanding test results

Meets test requirements

Limited hardness

Fastness to light	●		
Fastness to rubbing (colour abrasion)			
Dry	●		
Wet	●		
Perspiration	●		

Slight stretching is characteristic of fine leather. Large upholstered areas may have additional divisions and / or seams, contrary to using upholstery fabrics.

With the Rolf Benz ComforLux system you quickly and easily find the cover that best suits your lifestyle. ComforLux stands for furniture leathers and fabrics in a class of their own and first-class surface finesse. Use the coloured marks to see which cover offers the suitable ComforLux quality for your requirements. You can use them as a guide on the material trolley in the shop. The Rolf Benz fabric and leather classification:

COMFORLUX
optima

This classification offers an ideal synthesis of comfort and wear resistance. Ideal for normal wear.

COMFORLUX
supra

Impresses with its above-average quality, exceptional wear resistance and light-fast design.

COMFORLUX
elegance

For fans and connoisseurs of fine coverings. Offers high quality with unique comfort elements (raw materials, processing, feel etc.) With more limited wear resistance and higher maintenance required.

- Why isn't leather just leather? People have been working with leather for more than 40,000 years, yet few know so much about this unique natural product as the skilled staff at Rolf Benz. That's why we use the top quality leathers. We only use leathers that are taken from the top, that is the most valuable, layer of the hide. Our high-quality ComforLux élégance leathers, for instance, come from cattle from South Germany or Europe. What distinguishes these leathers? A particularly wide usable area, extraordinarily good texture of the hide, and no branding. The advantages are fewer joining seams and a uniform appearance. First class hides require the best possible treatment during finishing. So it is only the best tanneries that are considered for Rolf Benz. Our passion for leather ensures premium quality for every single Rolf Benz sofa.

- Why does Rolf Benz only use full-grain leather/full leather? This exclusive quality of leather is the most prized and is particularly durable. It comes only from the top layer of the hide. The leather is characterised by natural marks on the hide, such as the grain on the surface as well as the even thickness – unlike split leather. This less high-quality leather comes from the lower layers of the hide, and is often artificially embossed to make it look like full leather. Rolf Benz premium covers are characterised by various different qualities of nappa leather:
 - › Nappa leather, full grain, natural. Only exceedingly few hides are suitable for this finest leather quality. Not even 20% have the even texture that the manufacture of this leather requires. Natural leathers (also known as aniline leathers) are dyed in a barrel. Water soluble colouring substances penetrate each hide

fibre and dye the leather. The natural, open-pored structure of the hide remains, as do all natural characteristics such as insect bites, thorn scratches and so on. They represent the characteristic authenticity of this top-quality leather. With its soft, textile-like feel and especially good breathability, the comfort properties of natural leather are second to none. However, the colours are less varied and intense, since the leather can be dyed in only a few natural tones. Slight colour variations are typical due to the barrel dyeing process. This creates a lively surface structure. A varying grain pattern is equally characteristic. Natural leather is included in the Rolf Benz classification ComforLux élégance and should not be exposed to direct sunlight.

- › Nappa leather, full-grain, lightly pigmented. This type of leather (also known as semi-aniline leather) is treated with a light coat of pigment in addition to the dyeing in the drum. It is open-pored, and is distinguished by being somewhat more evenly dyed. The natural characteristics are not as evident as in natural leather, but are nevertheless still visible, and are still accepted as evidence of exclusive quality. Compared with natural leather, the range of dyes is wider, though it is still limited to the classic leather colours. Advantages of the light coat of pigment are better light fastness and improved functional properties in comparison with purely natural leather. The lightly pigmented leather also belongs to the ComforLux élégance category.
- › Nappa leather, full-grain, pigmented. In this leather, colour pigmentation is applied to the surface of the hide. The natural characteristics remain visible, though partially covered. The leather is less soft and supple, yet has very

good functional qualities. It is very durable, achieves excellent results in terms of light fastness, and is exceptionally easy to maintain. In addition, it is possible to use a very large variety of dyes in classic as well as bright modern colours. Because it is so easy to maintain, and because it is so light fast, this type of leather is classified as ComforLux supra.

- › Nappa leather, corrected grain, pigmented. In this leather, the natural characteristics are as far as possible removed before the dye is applied. The surface of the hide is buffed off (lightly or strongly) so that grain and other characteristic features fade, leaving a uniform appearance. In addition, the surface can be embossed. In relative terms, this leather is the best value option, since full leathers can be processed that would never be suitable for the production of full-grain nappa leather because of the original natural characteristics on the hide. You will find this leather at Rolf Benz in the ComforLux optima category. It is particularly recommended for normal use.
- › Nubuck leather is a soft, through-dyed leather which is buffed on its outer surface (upper grain side). The grain is still visible, so that the leather remains completely natural, and it has a fine velvet-like feel that makes it specially supple. The rough buffing gives the leather its characteristic finger writing effect. The interesting ever-changing shading on the surface gives it a vibrant look. Only the best hides can be used for this fine attractive leather. Rolf Benz sometimes uses a so-called nubucked leather which has an additional coating which minimises the finger writing effect. Like the nubuck leather, this belongs to the ComforLux élégance category.

- Which leather suits you best? Rolf Benz can offer you the right leather for every requirement. It is best if you just make your decision on the basis of the comfort, appearance, ease of maintenance and light fastness you want. You will find that the leathers in the ComforLux élégance class in particular have outstanding comfort features such as touch, softness, suppleness and breathability. The natural and lightly-pigmented leathers belong to this group too. They are among the most exclusive and most expensive overall, since—because of the very stringent requirements in terms of quality and appearance of the hides—there are not very many of them available in global markets. On the other hand, pigmented leathers have better functional properties. The Rolf Benz ComforLux optima and ComforLux supra categories are more hard-wearing, easier to maintain, and more light fast. In addition, the natural characteristics of the surface of the hide are less visible, so the leathers have a more uniform appearance.
- What should you be aware of when choosing leather? Just like our own skin, leather is a product of nature—with its own natural characteristics, and a size limited by growth. It is necessary for reasons of geometry and appearance always to divide a hide into smaller pieces, which then fulfil the relevant Rolf Benz quality requirements. This is why, unlike fabrics, several individual sections are always needed for a leather cover, each one of them different from the other. Additional joining seams, as well as deviations of colour and texture, are the result. These are small details you may not even be aware of, but which are always a clear indication of a high-quality leather product. It is these natural characteristics of the hide that demonstrate the value and the character of the leather.
- What leather care does Rolf Benz recommend? Just like your own skin, leather needs care too, in order to stay soft and supple. So at least twice a year, give your Rolf Benz leather product a treatment, and maintain the first-class leather quality. Information about caring for leather can be found in the Rolf Benz product passport included with every sofa delivery. Rolf Benz recommends that you always use the care products of leather care specialists Leather Care Keller (LCK): these produced the best results in the continuous tests. It is easy to order the appropriate care product online at www.lck-rolfbenz.com. You will receive a free starter-set with every leather item. “First aid” for scratches and abrasions, and answers to questions about leather can be found in your Rolf Benz product passport, at www.lck-international.com, or direct from the Leather Care Keller service hotline +49 (0) 800 / 9 62 52 52 or +49 (0) 72 51 / 9 62 50.
- Why isn't fabric just fabric? No other covering can individually suit your requirements as well as fabric can. The possible variations of the many kinds of woven fabric, from fine to tough, are far more wide-ranging than in the case of leather. The number of ways in which various raw materials, yarns, colours, patterns and tactile properties can be combined is almost infinite. Different function-specific properties such as abrasion resistance, pilling behaviour, light fastness and rub fastness can be adapted to suit every requirement. You can find out in this section which fabric is best suited to your home.
- What exactly is meant by the word fabric? Fabric is the generic term for all textile materials such as woven fabrics, knitwear and nonwoven textiles.

Now let us have a closer look at the most important properties of woven fabrics, and how to distinguish between them.

- › Woven fabric. A woven fabric is fabric that is constructed by interlacing at right angles at least two sets of threads (warp and weft). The way in which both sets of threads interlace is called the weave.
- › Flat woven fabrics such as pile fabrics are suitable for use in upholstery. Flat woven fabrics have a smooth surface whose volume can only be altered to a very limited extent because of the weave technology. Jacquard—to name but one flat woven fabric—is produced on special looms where each thread is individually controlled. This allows for very complex designs with a great many colours that are principally used in upholstery as ornamental fabrics for cushion covers. Pile fabrics contain additional sets of threads that create tufts and loops which have a direct influence on the bulk and thickness of the woven fabric. One important sub-category of pile fabric is woven pile fabric. This owes its character to the cut or uncut loops of pile that are attached to the basic weave. Cut pile is also called velours. Uncut woven pile fabric with small loops on the upper side is known as epinglé.

- Which materials does Rolf Benz use for its fabrics? It is primarily the function-specific properties that dictate the choice of materials. Whether natural or synthetic fibres are preferred depends initially on the demands made on the cover. The determining factor is the raw material or the proportion of components of the raw materials. The properties can be further altered by texturing—which means finishing the yarn. The aim is to develop the best possible yarn with the

Continuation »

best quality for the functional properties required and for the effects of the subsequent fabric. You can find out in the following section which materials would be best for the kind of cover you want.

- What distinguishes a good fabric? It is not always the finest fabric that is the right one. The fabric that is perfect for you depends principally on the demands you are going to make on the cover. Rolf Benz is continuously working in collaboration with the best known German and international fabric manufacturers to develop new fabrics. But before they can be accepted into our cover collection, they have to be subjected to a long series of stringent tests. For you, the outcome is positive in every case: top quality and above all, years of enjoyment of your sofa.
 - › The wear test examines how quickly fibres wear through in the case of flat woven fabrics, or how quickly bald spots appear with pile fabrics. A test fabric and a woven fabric are rubbed together until a maximum of three threads of a flat woven fabric are destroyed, or there is a visible breakdown in the fibres of a pile fabric.
 - › Friction resistance (colour abrasion). Friction resistance refers to the resilience of the colour of upholstery fabric when it is rubbed against other textiles and the colour transfer that occurs. Generally speaking, dark and bright colours achieve lower friction resistance than light tones.
 - › Pilling behaviour. Certain fabrics are specially susceptible to developing little bobbles, known in technical jargon as “pills”, that develop on the surface during use, as a result of rubbing against other materials. The twisted fibres work themselves out of the cover fabric, but they do not adversely affect its durability, and they can be removed with a special razor.
 - › Light fastness. All woven textiles are susceptible to the effect of direct sunlight. Dark colours alter more quickly as a result of exposure to light than lighter colours. The test results of these 4 test criteria can also be found on the reverse of the fabric hangers in our Rolf Benz fabric trolleys. Please note that light fastness and friction resistance may also vary between the individual colours of a fabric – which is why these two results are listed on the reverse of each fabric sample.
- Which natural fibres are preferred?
 - › Pure new wool. Pure new wool is classified as wool that is sheared exclusively from healthy sheep and may not be mixed with lesser qualities. The advantages of pure new wool are that it is highly resilient and durable. Pressure marks hardly ever develop during use. One really special feature is its natural dirt-repellent protective layer of lanolin. In order to keep its beneficial effects in the long term, wool fabrics must always be handled with great care, and must not be cleaned with harsh chemical detergents.
 - › Cotton. Cotton is a vegetable fibre that is obtained from the protective case around the seeds of the cotton plant. Cotton offers excellent moisture absorbency which makes it exceptionally kind to the skin and it also has excellent hygienic properties. The impact of intense heat is relatively low, although cotton may abrade if it is allowed to dry out excessively. Unlike wool, cotton covers should not be exposed to direct sunlight due to their low light fastness.
- Which synthetic fibres produce the best features?
 - › Viscose. Viscose is a synthetic fibre based on cellulose that is produced from organic materials, and has good hygienic properties thanks to its capacity to swell. During the manufacture of viscose, raw fibre materials are dissolved into liquid form, then passed through fibre-shaped nozzles and then hardened. Like all synthetic fibres, viscose can be manufactured to a consistently high quality, and it stands out for its extraordinary brightness of colour. Viscose is also notable for its soft, supple feel, and its typically silky sheen.
 - › Synthetic fibre fabric. With synthetic fibres, the atoms and molecules of the raw materials are rearranged by humans. Forming long, artificial molecular chains creates fibres that have extraordinary properties. Polyamide and polyester are the two most important representatives of synthetic fibres. Polyamides are highly elastic and are also wear and abrasion resistant, they do not swell and are also quick drying. Polyester, which is very light and extremely light-resistant, offers great stability and low moisture absorption. Synthetic fabrics occasionally have a tendency towards static electricity at low humidity. This means that there can be an electrostatic charge which is discharged when a grounded object is touched. This electrostatic charge can be minimised by rubbing the sofa regularly with a clean, damp cloth (please use distilled water only) or by increasing the air humidity to over 45%.
- Where can I find more information about maintenance of fabrics? Upholstered furniture with fabric covers needs regular precautionary care and maintenance in order to keep it looking beautiful in the long term. Please note the information in the Rolf Benz product passport included with every

delivery. For any other questions about the care and maintenance of fabric we recommend contacting LCK Vertriebs GmbH. LCK has an online shop (www.lck-rolfbenz.com) where you can find the appropriate care and maintenance products for your cover, as well as expert advice (tel +49 (0) 72 51 / 96 25-0), and on request we can put you in touch with an experienced specialist (throughout Germany).

- What precisely does the Rolf Benz warranty guarantee? Anyone who wants to guarantee years of pleasure in their products must also be able to guarantee those products. As far as quality and workmanship are concerned, Rolf Benz's attitude is to demand far more than the average, which therefore sets standards. The rigorous quality standards set by the Rolf Benz company together with the testing and quality requirements of the German Furniture Quality Assurance Association (DGM) guarantee the highest possible level of quality of each item of Rolf Benz upholstered furniture. Rolf Benz grants a 5 year warranty on upholstered furniture, chairs and bench seats for the construction, upholstered material, function and craftsmanship of the entire upholstery structure (this excludes electrical components and covers). The Rolf Benz service guarantee allows for smaller repairs to be carried out on the spot by a mobile customer service unit. And Rolf Benz's self-imposed sense of obligation guarantees you a flawless and healthy product. Please note that a claim under the warranty may only be made by the person who commissioned the production of the furniture.
- Why is it "simply healthier" living with Rolf Benz? Healthy living is the most natural thing in the world for Rolf Benz. As voluntary

members of the German Furniture Quality Assurance Association (Deutsche Gütegemeinschaft Möbel DGM) our duties range far beyond just fulfilling legal health regulations. We see it as our obligation to ensure that you have the top level of healthy living. So at Rolf Benz you will find limit values for harmful substances significantly below those proscribed by legislation; not only that, you will also find guidelines for harmful substances that do not fall within legal requirements. For you, this means a guarantee of more healthy living – something our suppliers also have to guarantee. In line with the purchasing conditions at Rolf Benz, suppliers are committed to comply with the legal regulations and requirements of the German Furniture Quality Assurance Association (Deutsche Gütegemeinschaft Möbel DGM). In addition to our principle of voluntary self-regulation, there are authorised independent institutes who regularly check that the standards laid down by the German Furniture Quality Assurance Association (Deutsche Gütegemeinschaft Möbel DGM) are complied with and continuously developed. That's why we say: live healthily and live with Rolf Benz.

All upholstered furniture* from the ROLF BENZ and freistil ROLF BENZ brands has been awarded the “Blue Angel” certificate. This is jointly issued by the Federal Ministry for the Environment (BMU), the Federal Environmental Ministry (UBA), the Environmental Label Jury and RAL gGmbH. The prestigious eco-label certifies that all sofas, armchairs and chairs are low in emissions. It also certifies the environmentally-friendly manufacture of the upholstery materials (such as foams and mats) and cover materials* (leather and fabrics) that are used. The criteria for carrying the “Blue Angel” for “low-emission upholstered furniture” covers not only the aspect of the environmentally sound manufacture of the materials used, but also the possibility of replacing individual parts that are subject to wear as well as the serviceability, packaging, recycling and disposal of the seating furniture. You can therefore be certain that Rolf Benz attaches great importance to healthy living and using resources responsibly.

*Excludes covers to which an additional stain guard or a flame retardant coating has been applied, as well as covers that are currently being verified.


Since it was established in 1964, the ROLF BENZ company has been designing and producing innovative upholstered furniture in the Black Forest. This quality statement underscores the international design brand with a new certificate: “Furniture Made in Germany” is the first ever geographical label guaranteeing the provenance of furniture and consumer goods that is recognised by the RAL Institute for German Institute for Quality Assurance and Labelling. Unlike most other manufacturers of upholstered furniture, ROLF BENZ has been consistently producing furniture on a fully integrated basis with its own upholstered frame factory in Nagold and the surrounding area – which is why the certificate has been awarded to its entire upholstered furniture collection. As a long-established company from the Black Forest, Rolf Benz embodies the characteristically German virtues of order, conscientiousness and discipline. The interaction of the Swabian work ethic, unique expertise, decades of experience and an exacting demand for quality runs through the entire production chain. Precision work and exacting checks are the essential ingredients in our efforts to achieve perfection.

The actual formula for success, however, is universal: only what is created with dedication succeeds so well that it leaves a lasting impression. The dedication to “Made in Germany” is ideal for communicating exactly the feeling that we are aiming for – one that is best expressed with that beautiful German word: WUNDERBAR.



www.blauer-engel.de/uz117

- low emissions
- low pollutant content



- Limited availability: Due to specific national standards in UK and Ireland not all designs are available in these markets. Therefore please check availability at www.rolf-benz.com
- Colours may differ slightly for technical printing reasons. Please see the samples in store.
- All technical specifications relevant to the furniture ranges are correct at the time of publication. Subsequent modifications are possible. Not drawn to scale.

Rolf Benz AG & Co. KG
Haiterbacher Str. 104, D-72202 Nagold
Tel. +49 (0) 74 52/601-0, Fax +49 (0) 74 52/601-282
info@rolf-benz.com, www.rolf-benz.com

**ROLF
BENZ**